

Disney DREAMLIGHT VALLEY

THE OFFICIAL GUIDE



Disney
**DREAMLIGHT
VALLEY**

THE OFFICIAL GUIDE

First published in the UK in 2024 by Studio Press,
an imprint of Bonnier Books UK,
4th Floor, Victoria House, Bloomsbury Square, London WC1B 4DA
Owned by Bonnier Books, Sveavägen 56, Stockholm, Sweden
www.bonnierbooks.co.uk

© 2022 Disney, © 2022 Disney/Pixar.

Developed by Gameloft

All rights reserved. No part of this publication may be reproduced or transmitted in any form or by any means, electronic, or mechanical, including photocopying, recording, or by any information storage and retrieval system, without permission in writing from the publisher.

1 3 5 7 9 10 8 6 4 2

ISBN 978-1-80078-837-4

Written by Stephanie Milton
Designed by Maddox Philpot
Production by Giulia Caparrelli



A CIP catalogue record for this book is available from the British Library
Printed and bound in Latvia

Special thanks to the team at Disney: Kelsey Wong, Christopher Painter, Valerie Sattazahn, Linnea Motts, Tiffany Hayashi, Frankie Kang, Jacob Genzuk, Stephanie Strobbridge, Sammie Suchland, Christopher Meyer, Roxanne Kim, Russell Iriye, Adam Smith, Rob Griffis, Sonoko Ishioka, Luigi Priore, Chelsea Alon, Shana Highfield, Carlotta Quattrococo, Olivia Duncan and Jeremy Huling.

Special thanks to the team at Gameloft: Joshua Labelle, Riley Wignall, Claire Llewellyn, Daniel Huynh and Matthieu Dupont.

Disney DREAMLIGHT VALLEY

THE OFFICIAL GUIDE



CONTENTS



WELCOME TO DREAMLIGHT VALLEY!	6
SECTION ONE: THE VALLEY AND ITS RESOURCES	8
THE BASICS	10
THE MENU	14
FIRST MOMENTS	18
OBSTACLES	22
THE DREAM CASTLE	24
SHOPS AND STALLS	26
VALLEY BIOMES	30
ETERNITY ISLE	34
ETERNITY ISLE BIOMES	36
FRIENDSHIP	38
MERLIN	40
GOOFY	42
MICKEY MOUSE	44
MINNIE MOUSE	46
SCROOGE MCDUCK	48
DONALD DUCK	50
DAISY DUCK	52
REMY	54
MOTHER GOTHEL	56
WALL-E	58
URSULA	60
ARIEL	62
PRINCE ERIC	64
MOANA	66
MAUI	68
WOODY	70
BUZZ LIGHTYEAR	72
ANNA	74

ELSA	76
KRISTOFF	78
OLAF	80
MIRABEL	82
THE FAIRY GODMOTHER	84
SIMBA	86
NALA	88
SCAR	90
STITCH	92
VANELLOPE	94
THE BEAST	96
BELLE	98
JACK SKELLINGTON	100
MIKE WAZOWSKI	102
SULLEY	104
MULAN	106
MUSHU	108
GASTON	110
RAPUNZEL	112
EVE	114
OSWALD	116
THE FORGOTTEN	118
COMPANIONS	120
DREAMSNAPS	122
THE SECRET POTATO QUESTS	124
CRITTERS	130
FISH	136
INGREDIENTS	142
MEALS	154
GEMS	188
FORAGING	192
SECTION TWO: GETTING CREATIVE	204
HOUSE DÉCOR	206
VALLEY DÉCOR	214
TOUCH OF MAGIC	232
COODBYE	238

WELCOME TO DREAMLIGHT VALLEY!

There once was a dream world, in which familiar friends, from the most heroic to the most villainous, lived together in harmony. However, as time passed, the Forgetting set in and the world fell into darkness. Night Thorns grew across the land and severed the wonderful memories tied to this magical place. With nowhere else to go, the hopeless inhabitants of Dreamlight Valley retreated behind locked doors in the Dream Castle.

But now, you have arrived. You have the power to make Dreamlight Valley special again – to discover the stories of this world and bring back the magic. With a little help from familiar friends, you can create a place where every day is a dream come true – where everyone feels at home, and where creativity reigns.



This book will show you how to gather resources, craft magical items and restore the Valley to its former glory, all while making friends and caring for critters. It will also encourage your creativity with magical examples of Valley décor and home design.

So what are you waiting for?




DISCLAIMER

All the stats in this guide are correct at the time of printing but are subject to change so may be adjusted in the future.

DEVELOPER NOTE

When you see this Developer Note box throughout the book, it means the info it contains has come from the game developers.



SECTION ONE: THE VALLEY AND ITS RESOURCES

This section explores the Valley and everything you will find there. You'll learn where to look for useful resources, what the Royal Tools are for, how to earn Star Coins and Dreamlight, and the best way to befriend characters and earn the trust of critters.

THE BASICS

Before you begin your adventure, it's a good idea to familiarise yourself with how Dreamlight Valley works – there are lots of ways to play, get creative and share the fun with friends.

HOW TO PLAY

You can play Dreamlight Valley on PC, Mac, Xbox, Nintendo Switch and PlayStation. You can also play the Arcade Edition on Apple Arcade.

Dreamlight Valley lets you choose what kind of adventure you want to have each day. You might want to focus on completing quests to level up your friendships, or you may prefer to get creative and focus on designing your Valley and decorating your house.


Friendship is important in Dreamlight Valley, so naturally there's a Multiplayer option. You'll be able to invite your friends to visit your valley – and visit theirs – once you've completed Vanellope von Schweetz's quest, Valley Visits.

And there's more – a paid expansion pack called 'A Rift In Time' is available, opening up a whole new island of exotic biomes, rare plants and materials and even some new friends.



THIS IS YOU

The first thing you'll do when you start your game is design your avatar. This is your opportunity to express your individuality, and there's loads of scope to be creative. The avatar you'll see throughout this guide is based on the author, so here are just a few other avatar designs to inspire you.



YOUR INVENTORY

There are useful items all over the Valley and you're going to want to collect them all! This is where your inventory comes in – it gives you 21 storage slots to begin with, and you can expand it three times to unlock a maximum of 42 slots. Each expansion costs the following:

Increasing to 28 slots: 5,000 Star Coins

Increasing to 35 slots: 20,000 Star Coins

Increasing to 42 slots: 50,000 Star Coins.



Whilst in your inventory, you'll also be able to see how many Star Coins you have, and how much Dreamlight. See page 20 for more about these.

When you access your inventory, you will see two additional storage tabs: one labelled 'Wardrobe' and the other 'Furniture'. This is where the outfits, companions and décor items you collect or purchase will be stored, ready for you to access at any time.

YOUR ENERGY BAR

Energy is required to go about your business, and your energy bar shows you how much energy you have left. Once your energy runs out, you'll either need to eat some food, sit down on a seat or re-enter your house to restore it. Eating meals will increase your energy past the usual blue bar maximum – when this happens, you'll see a yellow bar overlaying your blue bar. Once you're in the yellow bar, you are under the effect of something called the Well Fed Bonus. Whilst well fed, you'll run faster than usual and you'll also be able to 'glide'. This is a really fun way to get to your destination, but be warned: it uses up energy very quickly!

When you start your game, you'll have a maximum of 1000 energy. Every time you level up, the maximum threshold will increase by 25 energy until you reach 2000 energy. Being under the effects of the Well Fed Bonus opens up another 3000 energy in the yellow energy bar to give you an available total of 5000 energy.

YOUR LEVEL BAR

This bar shows your experience level. There are 40 levels and you can progress through them by earning experience points, which are automatically collected each time you perform a task that uses up energy or interact with your friends. Each time you level up, you'll earn a reward – a rare item of décor or clothing – and the upper limit of your energy bar will increase by 25.



THE MENU

The Dreamlight Valley menu is a handy source of information and helps you track your progress. Familiarise yourself with it as soon as you can – it contains all sorts of useful details, as well as a records of what you've collected and achieved.

DREAMLIGHT TAB

This shows you a list of tasks you can perform in order to earn Dreamlight (more about Dreamlight on page 20). At the top is a selection of randomly generated daily duties, and underneath you'll find duties organised by activity or theme, along with a status bar showing how far off completing them you are. Check this regularly to see which duties you are close to completing so you know what to focus on in order to quickly collect more Dreamlight.



MAP TAB

The map tab shows a bird's eye view of the Valley, along with the location of all of your friends, any interesting landmarks such as wells (magical constructs that allow you to fast-travel to other biomes), Goofy's stalls, friends' houses, as well as crops that are currently ready to be harvested (green icon) or need watering (red icon). There are separate maps for the Valley, Eternity Isle and also Realms (more about Realms on page 24).

You can use your map to track friends – this is a very handy feature, as your friends will be constantly on the move. When in your map, select your chosen friend, then exit the map and a magical trail will appear for you to follow, leading you to your friend. You'll find a guiding trail of magic leading you to them when you exit the map.



COLLECTION TAB

This tab shows everything you've collected, from memories and characters to gems and meals. Since it shows items you haven't yet collected as well as those you have, it's particularly inspiring for completionists who are keen to achieve 100% in each collection, and creative players keen to get their hands on more furniture sets, clothing sets or meals.



QUESTS TAB

The Quests tab shows your active friendship quests, as well as any friendship quests that are currently locked. Friendship quests are locked because you aren't a high enough level with that character, or because you need to progress other quests first. If you select a friend with a locked quest, you'll see a list of action points that need to be ticked off before the quest will become available.



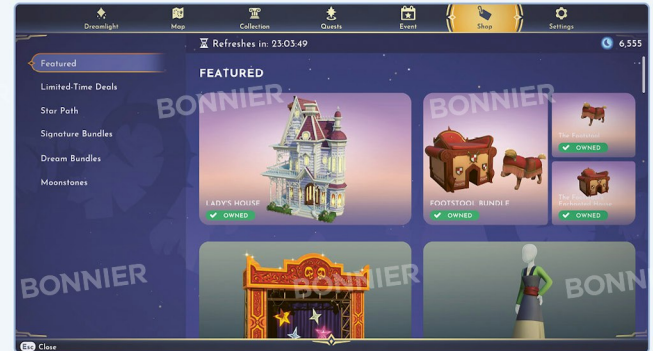
EVENT TAB

Here you'll find all current events that you can participate in. Star Paths are themed events that allow you to earn exclusive items like clothing, furniture, character and critter skins. Each item costs tokens, which are earned by completing duties. DreamSnaps is a fun photo challenge that updates regularly. Check the 'Current Challenge' tab to see the current theme, then it's up to you to come up with a creative way to showcase that theme and capture the perfect shot with your camera. Find out more about Dreamsnaps on pages 122–123.



SHOP TAB

The Shop tab shows you the current items for sale, the active Star Path, any Bundles that are available and the Moonstones shop. In the Featured menu you'll discover fabulous, exclusive items, from house skins to rare furniture. These items can only be purchased using Moonstones, which you can buy from the Moonstones tab, find in special blue chests across the Valley or earn in exchange for voting on DreamSnaps.



SETTINGS TAB

The Settings tab contains a rough game guide, with tips about key elements of gameplay, as well as various controls that can be adjusted. It's also where you can save your game – although Dreamlight Valley autosaves every few minutes, it's worth opening your Settings tab and saving manually if you've just achieved something valuable.



FIRST MOMENTS

Once you've designed your avatar and familiarised yourself with the controls and menu, you're ready to begin your adventure. Here's a summary of the key things you need to be aware of.

MERLIN AND THE NIGHT THORNS

The first person you'll meet is the wizard Merlin. He knows almost everything – for more info about Merlin see page 40–41 – and he's here to guide you. He explains that Night Thorns began infesting the Valley soon after the Ruler disappeared and that nobody can clear them, not even him. Only someone who can harness the magic of Dreamlight can remove them and he's certain that person is you. As an added bonus, clearing Night Thorns yields rewards like Star Coins and seeds.



YOUR HOUSE

Merlin will show you to your house, which is in dire need of some care and attention. Interior design enthusiasts shouldn't worry – there'll be plenty of opportunity to fix it up, expand it and decorate it later. For now, you just need to clear some Night Thorns and investigate the orb you find inside so you can get your first memory (more about memories on page 21).



THE ROYAL TOOLS

Next, Merlin tells you about the Royal Tools – implements that were lost during The Forgetting. With the exception of the phone which is already in your possession, you'll need to find them in order to fully embrace the power of Dreamlight, carry out daily tasks and progress through the game. Explore the area outside your house and you'll soon find the shovel, pickaxe, fishing rod and watering can. Finding the pickaxe will clear the darkness from the Plaza, marking the start of a new era of hope for the Valley. The shovel can be used to dig in the ground and prepare it for seeds to be planted, the pickaxe will break apart rocks, the watering can will revive dried-out flowers and crops and the fishing rod will allow you to catch fish from rivers, ponds and oceans.

EXPLORING THE VALLEY

The area of the Valley you have access to when you start your adventure is a mere fraction of the whole. As you explore, you'll meet more characters, spot more buildings and discover more resources. Keep using your Royal Tools and gather as many resources as you can – this is the key to progressing in the game. Make sure you talk to everyone you meet – they may have useful information to help you figure out what to do next.

STAR COINS

Star Coins are the Valley's currency. You'll need them to pay for clothing and furniture at Scrooge McDuck's Store, and crops, seeds and other materials at stalls. In the early days, when you only have access to a small part of the Valley, earning Star Coins can be tricky. Once you start using Dreamlight to open other biomes, more valuable resources will become available to you – the Forgotten Lands is home to pumpkin seeds, and pumpkins are a great way to earn Star Coins as the pumpkin crop is worth hundreds more Star Coins than the seeds. Take a look at the later sections of this guide to find out which items are worth the most. For now, collect as many resources as you can get your hands on, and sell them to Goofy at his stalls (see page 29).



DREAMLIGHT


Dreamlight is the sparkly substance you can see emanating from everyone, and spilling out of holes in the ground, but it became scarcer and scarcer as The Forgetting fell over the Valley. Since you arrived, the magic has started to come back – it grows stronger through acts of friendship, love and care like removing Night Thorns and forging friendships. Dreamlight is another in-game currency, needed for unlocking biomes and realms. Check your Dreamlight tab to see what duties you can complete to earn more.

The Dreamlight Tree grows in front of the castle, wrapped around a well. As you earn more Dreamlight, the tree will evolve through five stages of growth, until it reaches full size.



MEMORIES

Memories are hidden all over the Valley and they hold the key to unlocking the mystery of The Forgetting. They come in the form of picture fragments and diary extracts from the Old Ruler's Diary.



Picture fragments appear randomly in glowing orbs after completing tasks like digging, harvesting crops, cooking, feeding critters, fishing, foraging, watering plants and mining rock spots. Once you've gathered all the fragments of a picture memory, you'll be able to display it in a memory frame. You'll find a frame in your furniture inventory for you to place on the wall in your house. Interact with the frame once placed to change the memory displayed (only complete memory pictures will be available). You can purchase more memory frames at Scrooge's Store.

Diary extracts look like glowing pieces of parchment on the ground. Pick them up and read them – they are quite fascinating!

DEVELOPER NOTE

The designers often draw our own concepts for Memories and items, but since most of us can't draw, they look like something you'd see on the wall in a kindergarten. The drawing of Scar from the 'Forgotten Relics' quest gave us the opportunity to use something that was very close to the initial concept art, since it was SUPPOSED to be something drawn by a kid.

OBSTACLES

Each day, obstacles will pop up across the Valley and Eternity Isle. These obstacles are not what you'd call aesthetically pleasing and they also get in the way, so they'll need to be cleared. But don't worry – they yield useful items like crafting materials and seeds when destroyed, so your efforts will be worth it.

VALLEY OBSTACLES

Those pesky Night Thorns crop up in every corner of the Valley, as do rocks that will yield stone when broken, but the other obstacles vary from biome to biome. They can be removed by hand or with your Royal Tools – for example, ice blocks can be broken with your pickaxe to yield snowballs, and wildebeest bones can be removed with your shovel to yield clay.




ETERNITY ISLE OBSTACLES

Eternity Isle obstacles look a little different to Valley obstacles, but they can all be removed either by hand or using your Royal Tools. Splinters of Fate are the Isle's equivalent of Night Thorns and can be removed by hand, swirling sands can be removed using your Hourglass and glass stalagmites can be removed using your pickaxe.

YELLOW REWARD CHESTS

There's a chance of being rewarded with a Yellow Reward Chest when clearing Night Thorns and other obstacles across the Valley, and when clearing Splinters of Fate and other obstacles on Eternity Isle. When opened, they yield Star Coins, furniture pouches or clothing pouches. For most obstacles, destroying them will reveal the chest and you can open it to claim its contents. For Night Thorns and Splinters of Fate, an occasional cluster will yield eight Star Coins when destroyed. To be rewarded with the Yellow Chest, you'll need to collect all eight Star Coins (which will disperse around you) before the countdown music ends.



GREEN REWARD CHESTS

Green Reward Chests can be found across the Valley and Eternity Isle and can be cleared by hand. One will spawn each day in a random outdoor location. A maximum of three can exist at any one time, so if you don't clear them right away, they will stop spawning until you're down to two or fewer. When cleared, they yield Star Coins, clothing pouches or furniture pouches.

DAILY MOONSTONE CHESTS

Daily Moonstone Chests can be found across the Valley and Eternity Isle and can be cleared by hand. One will spawn each day in a random outdoor location. A maximum of three can exist at any one time, so if you don't clear them right away, they will stop spawning until you're down to two or fewer. When cleared, they yield 50 Moonstones.



THE DREAM CASTLE

The Dream Castle is unmistakable – it's the magnificent building that sits just behind the Plaza. What awaits you inside is an entire universe of possibilities, but first you'll have to remove those pesky thorns blocking the entrance...




REALMS

You'll need to complete some Dreamlight Duties and collect 2000 Dreamlight before you'll be able to clear the thorns and enter the castle, but it'll be worth it. Step through the lavish castle doors and you'll find yourself surrounded by smaller doors. Each is a gateway to another world, or Realm, where the previous inhabitants of Dreamlight Valley fled when The Forgetting came. You'll need more Dreamlight to unlock each Realm. When you first enter the castle, you'll be able to unlock one of three Realms: the WALL-E Realm, the Moana Realm or the Ratatouille Realm. Choose wisely!

After unlocking this first Realm, you'll need 3,000 Dreamlight for each additional Realm on the first floor. Take the staircase to the second floor, and the cost of unlocking those Realms is a little steeper. As you travel up to more floors, the cost of unlocking Realms continues to increase.

The characters taking refuge inside each Realm will require a little persuading before they'll move back to the Valley, so you'll need to complete a few tasks for them first.



THE SECRET ROOM

For the curious among you, there's a secret room to the right of the main entrance, partially hidden behind some topiaries. To access the secret room, you'll need to reach friendship level 10 with Mickey Mouse. More about friendship, and Mickey, later on!



DID YOU KNOW?

You can use your wells to travel to Realms, too – just click on the castle icon while in your map, then choose the Realm you want to visit.

SHOPS AND STALLS

Commerce plays an important role in Dreamlight Valley and there are all sorts of interesting items available to purchase. Here's an overview of the various shops and stalls, how to access them and what they offer.

SCROOGE'S STORE

Scrooge's Store is a one-stop-shop for all your furniture, décor and clothing needs. When you begin your adventure, you'll be able to open a simple, one-floor boutique offering a small selection of merchandise, for the very reasonable price of 1,000 Star Coins. You can upgrade this to add two large furniture displays upstairs, and one window mannequin display for an additional 10,000 Star Coins. Coughing up a further 25,000 Star Coins will transform the store into its most fabulous self, complete with another large furniture spot upstairs and a second window mannequin display. Scrooge's stock changes daily, so be sure to visit regularly, and have a chat with the owner if you want to order items not on display – you can order up to 25 items per day.



DID YOU KNOW?

Any items on display that you don't already own will have an orange dot above the price. If you don't see the orange dot, you already own that item.



CHEZ REMY

This magnificent restaurant is a popular spot in the Valley. If you can't find one of your friends, chances are they're inside, enjoying some of Remy's best cooking. It's also the only place you can get your hands on cheese, milk, eggs, butter, peanuts and slush ice for your recipes. Inside you'll find a small kitchen where you can cook meals for yourself, or fulfil the guests' orders in order to earn friendship points.



THE BOUTIQUE

The Boutique is a stylish clothing and furniture store run by Daisy. It can be unlocked during Mickey's 'You Have Mail' friendship quest. Two clothing display mannequins are automatically available and you can unlock two more for 20,000 Star Coins apiece.

There are also two furniture display spots and you can unlock two more for another 20,000 Star Coins each. Once the Boutique is open, you'll have access to a daily Boutique Challenge which will reward you with Daisy Coins. These can be used to purchase new base items for Touch of Magic design. Chat with Daisy to discover what the day's challenge is, then get to work decorating the stage area in the Boutique, making sure to hit all of the challenge requirements. When you're ready to spend your Daisy Coins, talk to Daisy and ask to see her shop so you can view the available items. To learn more about Touch of Magic, see pages 232–237.



GOOFY'S STALL

Always keen to lend a hand, Goofy has set up a stall in each biome where you can purchase crops and seeds, and sell unwanted items. Each stall holds a different variety of crops and seeds – you'll need to unlock each stall with Star Coins, then upgrade twice with more Star Coins in order to access the full range of stock. For more info on where to find particular crops and seeds, go to pages 142–151.



MULAN'S TEA STALL

Mulan's Tea Stall offers tea ingredients to Valley residents – and the best part is, they are completely free! The stall is stocked with Oolong Tea Leaves, Jasmine Tea Leaves and Chrysanthemum Tea Leaves. You can collect a maximum of three of each type of tea every day.



KRISTOFF'S STALL

Kristoff's stall can be unlocked once you've progressed your friendship with him. It carries a variety of foraged items like wood and stone, as well as refined materials like fabric and iron ingots. You'll need to help Kristoff build the stall by donating a variety of materials. If you're struggling to collect the items needed to craft certain items, don't forget to check if Kristoff's stall has them in stock.



GASTON'S STALL

Once you purchase the Rift In Time expansion, you'll also be able to unlock Gaston's stall. It should come as no surprise that this stall caters to carnivores just like Gaston – it carries a selection of raw meat which can be used in various recipes.

VALLEY BIOMES

The landscape of Dreamlight Valley is separated into biomes – areas with distinct terrain, unique plant life, native critters and distinct weather. At first, you'll only have access to the Plaza and the Peaceful Meadow – you'll want to unlock the other biomes as quickly as possible. Here's an overview of what you can expect to find in each area.



PLAZA

The heart of Dreamlight Valley, the Plaza is one of the more built-up areas of the Valley. It's where you'll find your house, Scrooge's Store, Chez Remy and Mickey's house when you first begin your adventure, as well as the main Dreamlight well, and access to the Dream Castle.



PEACEFUL MEADOW

A flat expanse of grassland with several ponds and lakes, the Peaceful Meadow sits just below the Plaza. This is where you'll find Coofy's house, Goofy's first stall, Merlin's house and WALL-E's garden.

DAZZLE BEACH

Dazzle Beach can be found to the south of the Peaceful Meadow and can also be expanded to the east. It's a fantastic fishing spot, and provides access to several important locations such as the Cursed Cave, the Mystical Cave and Ursula's lair.



GLADE OF TRUST

This gloomy, swampy biome feels like something straight out of an ancient fairy tale. It's a good spot to catch fish as there's so much water, and mushrooms grow wild here. It's also Mother Gothel's residence.




SUNLIT PLATEAU

You'll find the Sunlit Plateau above and to the left of the Plaza. This sunny biome has a lazy river running through it, which is connected to the mysterious Vitalys Mines. There are some wonderfully colourful flowers here, and you will also find Scar's lair in this biome.



FOREST OF VALOR

The Forest of Valor sits above and to the right of the Plaza. Dominated by fir trees, there's a powerful, rushing river bisecting it, so it's another good spot for fishing. It's also home to the Ice Cave and Anna's Castle.



FROSTED HEIGHTS

The Frosted Heights are the highest point in the Valley. Here, everything is covered in a layer of snow and ice and it is permanently winter. The river that runs through the Forest of Valor emerges from a cave at the back of the Heights, and it's also home to a mysterious cave full of secrets, with a long-lost friend inside.



FORGOTTEN LANDS

This sinister biome is home to some of the Valley's most valuable resources – notably, diamonds and pumpkins. It's darker than the other biomes – the trees are twisted and strange, thorns emerge from the ground and there's a layer of unearthly purple grass. You'll also find a mysterious pumpkin house here...



ETERNITY ISLE



Purchasing the Rift In Time expansion pack will give you access to Eternity Isle. In this ancient place, everything is a little bit different. . . Here's an overview of what you can expect to find as you explore Eternity Isle's mysteries.

THE HOURGLASS

A sixth Royal Tool, called an hourglass, will become available to you on Eternity Isle after you meet EVE. This powerful object is the key to bending time.

MIST

Mist is the Eternity Isle equivalent of Dreamlight – you'll need it to unlock new biomes. It can be collected by engaging in time-bending activities using your Hourglass, then picking up the Mist orb. It can also be earned for completing various Mist Duties. Check the Dreamlight tab of your menu to see how you can earn Mist.

HIDDEN TREASURE

Use the Hourglass to detect hidden treasure, then follow the direction of the sand until you find it. Once located, press the hourglass button repeatedly to pull the treasure out of the flow of time. Treasures can be combined to make new items at a Timebending Table.



TIME RIFTS

You'll also need your Hourglass to open up Time Rifts – those strange orbs you see across the Isle (and across your Valley, too). Once opened, treasures will appear continuously within the Time Rift's borders, but the rift will close after a while, so you'll need to be quick. Use your Hourglass to detect hidden treasure and collect it quickly.



TIMEBENDING TABLES

You'll find a Timebending Table on the small area of beach connected to the Courtyard, and Merlin will give you a second table to place where you wish. These tables let you combine the treasure you've collected to build exclusive items. You can also upgrade your Hourglass at these tables – the higher the level, the more types of treasure you'll be able to find.




SWIRLING SANDS

The Hourglass can also remove swirling sands. Small swirling sands can be removed right away, but you'll need to upgrade your Hourglass before you can remove large swirling sands. Each time you remove one you'll be rewarded with Mist.



ETERNITY ISLE BIOMES

Eternity Isle is a truly fascinating place, full of ancient wonders. It's home to three additional biomes, with twelve distinct regions, but these require Mist to unlock, rather than Dreamlight. Here's what you can expect to find in each region.



ANCIENT'S LANDING

Upon arrival at Eternity Isle, you'll find yourself in Ancient's Landing – a mysterious set of ruins that appear to be very old indeed. The Docks show evidence of market activity, and are a great spot for fishing. The Courtyard is a small, enclosed area with a narrow passage to a tiny beach complete with Timebending Table. The Overlook boasts fantastic views of the ocean, with more ancient ruins off in the distance – perhaps this area was once used as a lookout post. The Ruins are all that remains of an ancient castle. Largely overrun by nature, there's a small courtyard and a staircase leading to a balcony with a magnificent view of the surrounding landscape.

GLITTERING DUNES

The arid Glittering Dunes are a vast area of desert with little in the way of plant life and bodies of quicksand instead of water. The Plains is a wide expanse of flat ground with the remains of some ancient sandstone archways and steps. The Borderlands sit at the foot of a hill leading up to the Palace, and are split across two levels. The Wastes show signs of previous habitation – there's a shipwreck partially buried in the sand, and it's home to the Cave of Wonders, too. The Oasis is a lone, lush area within the desert landscape – it's covered in grass and flowers.



WILD TANGLE

The Wild Tangle is the exact opposite of the Glittering Dunes. Where the Dunes are barren and arid, the Wild Tangle is lush, verdant and teeming with all sorts of life. The Crasslands is a flat area of low relief, with a river running through the centre. The Promenade is a vast area split over two levels, dominated by bamboo. The Grove is densely packed with trees and other plants. The Lagoon boasts an impressive waterfall and stunning cliffs.



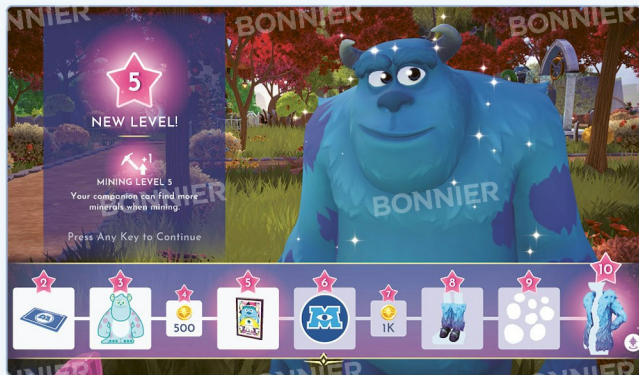
FRIENDSHIP

Life is best when it's shared with friends, and working on your friendships is the key to unlocking all sorts of Valley benefits. The next few pages will tell you everything you need to know about friendships and help you get to know a bit more about each of the characters you'll meet.

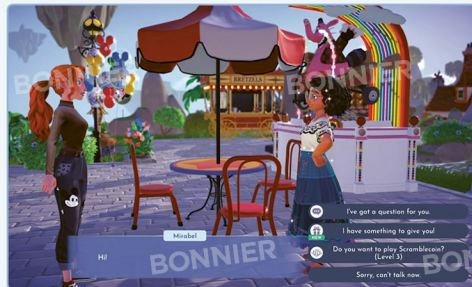


LEVELING UP FRIENDSHIPS

Your friendship with each character is measured in levels. You'll start at level 1, and as you build on your relationship, you'll progress through the levels until you reach the highest level possible – level 10. Each time you attain a new level of friendship, you'll earn a reward – a piece of clothing or décor unique to that character, a motif to decorate your clothes with, or some Star Coins.



Make sure you have a daily discussion with each of your friends, and give them gifts each day. Gems and flowers are always a good idea, but each character also has a selection of favourite gifts. You can check what a character is looking for today when you choose the 'I have something to give you' option – they will be listed as 'FAVORITE THINGS OF THE DAY' and you'll get extra friendship points if you gift them one of these items.



Your friends will also visit Chez Remy every day to order food. Fulfilling their orders will also earn you friendship points, so make sure to check each character's profile on the following pages to see what time they visit.


ASSIGNING ROLES

Once you reach level 2 friendship with a character, you'll be able to hang out with them, and assign a role to them. Roles relate to common activities – you can choose from mining, fishing, foraging, gardening and digging. Once you've assigned a role, hang out with your friend and perform that role to get additional drops, as well as a boost to your friendship level. If you've forgotten which role you've assigned a character, start a conversation with them, then check the symbol next to 'Let's hang out!'. You can also check roles in the Characters section of the menu's Collection tab. If you change your mind and want to assign a different role to a character, you can craft a training manual and gift it to your friend. Check the Potions & Enchantment tab of your Crafting Recipes when at a crafting station for the recipes.



FRIENDSHIP QUESTS

Friendship quests become available as you build on your relationship with each character. They are the key to unravelling the Valley's mysteries, earning friendship points and getting your hands on exclusive items. Friendship quests require a lot of collecting resources and crafting items, so the best thing you can do to prepare is to hoard as many items as possible – especially clay! You can never find clay when you need it. . .



MERLIN

Merlin is an all-powerful wizard who's been around since the Middle Ages – no wonder he's so knowledgeable! He's a great source of information and advice, and he's also a little eccentric which makes him endlessly entertaining. He's the first person you'll meet when you begin your adventure and will be there for you every step of the way.



Dreamlight Library




The Dreamlight Library is an incredible feat of medieval architecture boasting several astronomical features. Inside, you'll find more books than you can shake a stick at.





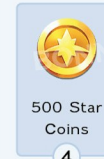
Schedule

Indoor	Visiting Chez Remy	Visiting Scrooge's	Wandering
Never	7am–9am 7pm–9pm	12pm–2pm	9am–12pm 2pm–7pm 9pm–7am

Known Favourite Gifts



Friendship Rewards



DEVELOPER NOTE

Before the early access launch, there was one producer who would do each bug report as if he were Merlin. One day, he came to the studio dressed as Merlin with a big fake beard to give an update on our bug-fixing velocity.

Alternative Styles



GOOFY

Goofy is a friendly and enthusiastic Dreamlight Valley resident with a keen interest in fishing and fixing things. He owns several stalls – one in each biome except for the Plaza – and is happy to sell and buy seeds and crops. You'll need to talk to Goofy in order to get your fishing rod.



Goofy's House


You'll find Goofy's house in the Peaceful Meadow. It's a rustic building with a stained glass door and a goofy hat perched atop its chimney. It also has a crafting table at the side.



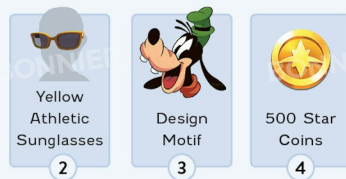
Schedule

Indoor	Visiting Chez Remy	Visiting Scrooge's	Wandering
5am–9am	11pm–1am 11am–1pm	2pm–4pm	1am–5am 9am–11am 1pm–2pm 4pm–11pm



Known Favourite Gifts



Friendship Rewards



Alternative Styles



DEVELOPER NOTE

At one point we had a bug that caused Goofy to fish in the wrong direction, but players thought it was so funny that we opted to leave it in, since it fits so well with Goofy's personality.

MICKEY MOUSE

A mouse who needs no introduction, Mickey has been the gardener in the Valley since The Forgetting. He knows the location of the shovel and watering can, and many other things besides. You'll find him in his house when you first begin your adventure. He misses his girlfriend, Minnie Mouse, and hopes you'll be able to help him find her.



Mickey's House




Mickey's House is in the Plaza – it has a distinctive red roof, yellow walls and green trimmed windows.








Schedule

Indoor	Visiting Chez Remy	Visiting Scrooge's	Wandering
10pm–2am	2am–4am 2pm–4pm	6am–8am	4am–6am 8am–2pm 4pm–10pm

Known Favourite Gifts




Friendship Rewards



Alternative Styles

DEVELOPER NOTE

When the team plays through missions together to test them, we often slip into trying to do our best Mickey impressions when reading his lines. Some of us are getting pretty good at it!



MINNIE MOUSE

Minnie is enthusiastic about almost everything, from gardening to reading, but she is particularly excited about fashion – she loves a cute pair of heels, polka dots and bows – especially if they are red. Much to Mickey’s dismay, Minnie is nowhere to be found at first. You’ll have to complete Mickey’s Memory Magnification quest in order to reunite the pair.



Minnie's House

Minnie's house perfectly sums up her interests – it's very similar to Mickey's, but it's pink and lilac, with heart motifs everywhere from the door to the chimney.



Schedule

Indoor	Visiting Chez Remy	Visiting Scrooge's	Wandering
7am–11am	12am–2am 11am–1pm	8pm–10pm	2am–7am 1pm–8pm 10pm–12am

Known Favourite Gifts



Friendship Rewards

 Classic Minnie Ears Headband 2	 Design Motif 3	 500 Star Coins 4
 Polka Dot Armchair 5	 Design Motif 6	 1000 Star Coins 7
 Cute Bow Bed 8	 Design Motif 9	 Minnie's Dinner Party Gown 10

Alternative Styles



SCROOGE MCDUCK

Scrooge McDuck is a savvy businessman with a keen interest in money, business, investing and real estate. He is all work and no play – you will only ever find him inside his store, eager to talk you into a purchase or two. Of course, he can be called on to visit a construction site when you want to upgrade a stall or other service.



Scrooge's Store

Scrooge lives in his store – and very fancy it is, too.



Schedule

Visiting Chez
Remy

At Scrooge's
Store

Never

Always

Known Favourite Gifts



Meals



Gems



Gold
Ingots



Iron
Ingots



Iron
Nuggets



Gold
Nuggets



Glass

Friendship Rewards



Silly Bedside
Table
2



Design
Motif
3



500 Star
Coins
4



Mickey
Mouse's
Cloves
Wardrobe
5



Design
Motif
6



1000 Star
Coins
7



Black and
Red Top Hat
8



Design
Motif
9



Scrooge
McDuck's
Spare Safe
10

Alternative Styles



Summer Vacation
Scrooge
Premium Shop –
2,500 Moonstones

DEVELOPER NOTE

We're very careful about how different characters refer to Scrooge. To some, he's Scrooge. To some, he's Uncle Scrooge. And to the player, he's usually Mr. McDuck!

DONALD DUCK

Donald is a duck with a penchant for dressing like a sailor and a very quick temper. You will often hear Donald before you see him, as he's prone to loud expressions of emotion and tantrums. He can be invited to the Valley once you've unlocked the Forest of Valor biome.



House

Donald lives on a boat just off Dazzle Beach. It has a lovely, nautical-themed interior to match its exterior.

Schedule

Indoor	Visiting Chez Remy	Visiting Scrooge's	Wandering
7am-11am	1am-3am 1pm-3pm	4pm-6pm	3am-7am 11am-1pm 3pm-4pm 6pm-1am

Known Favourite Gifts



Fish




Seafood



Seaweed



Flowers



Meals

Friendship Rewards



Blue Minnie Backpack

2



Design Motif

3



500 Star Coins

4



Refreshment Chest

5



Design Motif

6



1000 Star Coins

7



Helm Bookshelf

8



Design Motif

9



Donald's Sailor Coat

10

Alternative Styles



Pirate Donald

Haunted Holiday Star
Path - 50 tokens



Ranger Donald

Disney Parks Star
Path - 50 tokens

DEVELOPER NOTE

One of our favourite – or least favourite – bugs from early on in production caused Donald's tantrums to permanently loop in the background. While trying to test the missions, we'd hear him in the background and say 'Oh, there goes Donald again...'

DAISY DUCK

Daisy loves high fashion and bold outfits and believes clothes should make a statement. She's very busy running the Boutique, but she also spends quite a bit of time worrying about Donald. She's also interested in journalism and can often be found brainstorming her next article.



Daisy's House



Daisy's House is designed to look like a dreamy, pastel-coloured beauty salon. There are lotions and potions lining the walls, a salon chair and a cute vanity station.





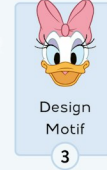

Schedule

Indoor	Visiting Chez Remy	Visiting Scrooge's	Wandering	At The Boutique
4am-8am	12am-2am 12pm-2pm	8pm-10pm	2am-4am 6pm-8pm 10pm-12am	8am-12pm 2pm-6pm


Known Favourite Gifts



Friendship Rewards



Alternative Styles



REMY

Remy is a very important Valley resident – it's thanks to his culinary skills that Chez Remy exists to provide everyone with delicious meals. When you use the kitchen at Chez Remy, his expressions will let you know if the ingredient you've added is having a positive impact on the recipe, or if you should consider taking it out. He can be found in the Ratatouille Realm, accessed via the Dream Castle.



Remy's House

In addition to his restaurant, Remy has a very smart townhouse. Feel free to use the oven in his kitchen while you're there!



Schedule

Indoor	Visiting Chez Remy	Visiting Scrooge's	Wandering
9pm-1am	1am-5am 11am-3pm	4pm-6pm	5am-11am 3pm-4pm 6pm-9pm

Known Favourite Gifts



Meals



Ingredients

Friendship Rewards



Oven and Hood

2



Design Motif

3



500 Star Coins

4



Fruits Poster

5



Design Motif

6




1000 Star Coins

7



Off-Shoulder Bag

8




Design Motif

9



Remy's 'Best Chef' Shelf

10




TIP

Due to his diminutive size, Remy can be tricky to spot when you're out and about in the Valley. If you're struggling to track him down, open your Map tab and search for his marker.



MOTHER GOTHEL

Mother Gothel is the queen of snide remarks and, although she positions herself as a 'caring' mother figure, her motives are highly suspect. You've got to admire her self confidence, though – she knows what her best features are and isn't afraid to point them out. What she is afraid of is aging – she will do almost anything to halt the process. She can be invited to the Valley once you've removed the Night Thorns blocking the entrance to the Glade of Trust.



The Giant Willow

Mother Gothel lives in the Giant Willow in the Glade of Trust. She's not one for interior décor or home comforts – her idea of a home accessory is a giant cauldron.










Schedule


Indoor	Visiting Chez Remy	Visiting Scrooge's	Wandering
1am–5am	5am–7am 5pm–7pm	12pm–2pm	7am–12pm 2pm–5pm 7pm–1am

Known Favourite Gifts

-  Orange and yellow flowers
-  Lobster Roll, Sushi or Soup meals
-  Cocoa Bean
-  Vegetables
-  Gems from the Glade of Trust, Forgotten Lands or Eternity Isle
-  Vegetables from the Glade of Trust, Frosted Heights or Forgotten Lands

Friendship Rewards

-  Golden Tower Necklace **2**
-  Design Motif **3**
-  500 Star Coins **4**
-  Long Curly Hair **5**
-  Design Motif **6**
-  1000 Star Coins **7**
-  Golden Dagger-Sharp Nails **8**
-  Design Motif **9**
-  Mother Gothel's Standing Mirror **10**



WALL-E

WALL-E is a shy little robot who loves cleaning up rubbish and growing plants. He can be found in the WALL-E Realm, which is accessible via the Dream Castle. When he moves to the Valley he'll set up a garden plot, where vegetables and other food sources grow automatically and infinitely.



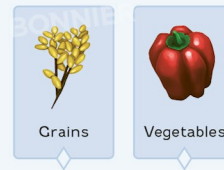

WALL-E's Truck

WALL-E's truck is a sparsely decorated, industrial-feeling space containing lots of metal and plastic items that have seen better days. At the very back is a cheerful looking bathtub full of flowers.

Schedule

Indoor	Visiting Chez Remy	Visiting Scrooge's	Wandering
3am-7am	Never	8am-10am	7am-8am 10am-3am

Known Favourite Gifts



Friendship Rewards



Alternative Styles



URSULA

Ursula is one of only a handful of people who can rival Mother Gothel when it comes to cutting remarks. As a sea witch, she is confined to bodies of water, so you will see her popping up in ponds and the ocean. Purchasing Ursula's Transformation Dream Bundle will unlock her human form – Vanessa – and you will be able to assign a role to her.



Ursula's Lair

Enter Ursula's Lair via a sinister, glowing eel mouth and you'll find yourself in a dark cave filled with mysterious potions, bright coral and a strange cauldron. It can be placed in any body of water big enough to house it.

Schedule

Indoor	Visiting Chez Remy	Visiting Scrooge's	Wandering
12am–4am	Never	Never	4am–12am

Known Favourite Gifts



Meals



Dream Shards



Night Shards




Fruit



Black, blue or purple flowers

Alternative Styles



Vanessa

Ursula's Transformation Dream Bundle – 4,000 Moonstones

Friendship Rewards



Dark Blue Button-Up Vest

2



Design Motif

3



500 Star Coins

4



Nautilus Bedside Lamp

5



Design Motif

6



1000 Star Coins

7



Poor Unfortunate Bookcase

8



Design Motif

9



Sea Witch's Crown

10

TIP

When Ursula is in her sea witch form, chatting with her can be difficult – if she's too far from the edge of a body of water, you won't be able to interact with her. Always prioritise speaking to her when she's within reach, so you don't miss your chance.

ARIEL

Ariel first appears in mermaid form – a friendly Valley resident, you can find her in bodies of water like ponds and the ocean. After completing a very special quest for Prince Eric, Ariel will be able to transform into her human form and walk on land. She's a happy, friendly Valley resident but she's also determined to stop Ursula from taking over the Valley.



Ariel's Sea Castle

Ariel's Sea Castle is a beautiful, colourful coral structure. Inside you'll find all manner of human artefacts in amongst the ocean life, as well as Ariel's crafting table.



Schedule

Indoor	Visiting Chez Remy	Visiting Scrooge's	Wandering
5am–9am	Never	Never	9am–5am

Known Favourite Gifts



Meals



Flowers



Gems




Fabric




Tinkering Parts

Alternative Styles



Ariel's Human Form
Unlocked after completing the Part Of His World Quest for Prince Eric




Winter's Wonder Ariel
Royal Winter Star Path – 50 tokens

Friendship Rewards



Lagoon Mirror

2




Design Motif

3



500 Star Coins

4



Green Off-the-Shoulder Shell Crop Top

5




Design Motif

6



1000 Star Coins

7



Coral Reef Lounge

8



Design Motif

9



Ariel's Seafoam Gown/
Ariel's Seafoam Suit

10

PRINCE ERIC

Prince Eric is the love of Ariel's life. Ursula has turned him into one of her Poor Unfortunate Souls, and he will need to be rescued before coming to the Valley in human form. He is an avid explorer and loves nothing more than setting sail for adventure, but also enjoys time on solid ground with Ariel.



Prince Eric's Castle

Eric lives in a castle fit for a Prince. The interiors are elegant, but hint at the owner's love of travel. There is also a table inside, which displays two crafting blueprints. These can be purchased with Star Coins and the blueprints change every day.



Schedule

Indoor	Visiting Chez Remy	Visiting Scrooge's	Wandering
7am-11am	11am-1pm 11pm-1am	2pm-4pm	1am-7am 1pm-2pm 4pm-11pm

Known Favourite Gifts



Meals



Gems



Crafting Materials




Refined Materials




Vegetable from Frosted Heights or Forgotten Land

Friendship Rewards



Seaside Prince Side Part

2



Design Motif

3



500 Star Coins

4



Purple Chaise and Anchor Pillow

5



Design Motif

6



1000 Star Coins

7



White and Blue Officer Jacket

8



Design Motif

9



Eric's Miniature Boat

10



MOANA

Moana is a Princess who loves the ocean, and all things connected to it. It's her mission in life to convince you to take a voyage with her. She can be invited to the Valley by visiting the Moana Realm in the Dream Castle. Once established as a Valley resident, Moana's boat will become available – once repaired, it'll catch fish regularly, providing you with a steady supply to sell or use in recipes.



Moana's Fale

Moana's Fale is a colourful beach hut adorned with flowers. The interiors are simple and earthy, with several sleeping mats to relax on.



Schedule

Indoor	Visiting Chez Remy	Visiting Scrooge's	Wandering
10pm-2am	3am-5am 3pm-5pm	6pm-8pm	2am-3am 5am-3pm 5pm-6pm 8pm-10pm

Known Favourite Gifts



Fish



Seafood



Flowers




Gems



Meals

Alternative Styles



Celebration Moana

Premium Shop – 2,500
Moonstones

Friendship Rewards



Pink Woven Camisole

2



Design Motif

3



500 Star Coins

4



Cooking Fire Pit

5



Design Motif

6



1000 Star Coins

7




Conch Shell

8



Design Motif

9



Tropical Flourish Cown

10



MAUI

Maui is the Valley's resident Demigod and can be found within the Moana Realm inside the Dream Castle. He can be invited to join the Valley once Moana has moved in. You can't miss Maui – aside from his sheer size, he's covered in fascinating tattoos and wields an enormous fish hook. He is a little self-involved, but his heart is in the right place. Pay Maui plenty of compliments and you'll soon be fast friends.



Peaceful Grotto

Maui's home is a tropical island cave, with sleeping mats and a beach banquet inside. It can be placed in any body of water big enough to accommodate it.



Schedule

Indoor	Visiting Chez Remy	Visiting Scrooge's	Wandering
1am–5am	5am–7am 6pm–8pm	8pm–10pm	7am–6pm 10pm–1am

Known Favourite Gifts



Friendship Rewards



WOODY

Woody is a toy cowboy who has spent much of his life having to freeze when humans are around – it sure is nice for him to be able to move normally, now that he lives in the Valley. You'll find him in the Toy Story Realm within the Dream Castle, and once in the Valley you'll find him eager to make friends and play.



Woody's Carousel


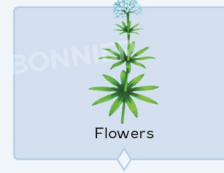
Woody lives in a dilapidated Carousel and he'll need your help to restore it to its full glory. Inside, the carousel is decorated to look like a circus tent, with arcade attractions like a claw machine and a photo booth.






Schedule

Indoor	Visiting Chez Remy	Visiting Scrooge's	Wandering
2am–6am	Never	Never	6am–2am

Known Favourite Gifts



Friendship Rewards



BUZZ LIGHTYEAR

Buzz Lightyear is a superhero Space Ranger with an in-depth knowledge of intergalactic travel. His mission in life is to stop the evil Emperor Zurg, and that doesn't stop just because he lives in the Valley – expect plenty of invitations to participate in Zurg Invasion Drills and to be called 'cadet' a lot. Buzz can be found in the Toy Story Realm with his good friend Woody. They've been through a lot together.





Buzz's RV

Buzz's RV is a simple camper van, kitted out to be functional and comfortable, with a kitchen-diner and a set of space-saving bunk beds.

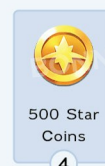
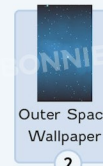
Schedule

Indoor	Visiting Chez Remy	Visiting Scrooge's	Wandering
10pm–2am	Never	Never	2am–10pm



Known Favourite Gifts



Friendship Rewards



Alternative Styles



ANNA

Anna is a positive, friendly and energetic Valley resident with a keen interest in food – especially chocolate and sandwiches. She likes to check in on the people she loves to make sure they are OK – especially her sister, Elsa. She can be found in the Frozen Realm within the Dream Castle.



Anna's Castle

Anna's Castle is perfectly at home in the Frosted Heights biome. The interiors have been decorated in sumptuous raspberries and teals, with every possible home comfort – including a library to rival Merlin's.



Schedule

Indoor	Visiting Chez Remy	Visiting Scrooge's	Wandering
4am–8am	8am–10am 8pm–10pm	6pm–8pm	10am–6pm 10pm–4am

Known Favourite Gifts



Meals



Gems from Frosted Heights, Forgotten Lands or Eternity Isle



Flowers from Frosted Heights, Forgotten Lands or Eternity Isle

Alternative Styles



Adventurous Anna
Premium Shop – 2,500 Moonstones

Friendship Rewards



Painted Double Door

2



Design Motif

3



500 Star Coins

4



Four-Poster Bed

5



Design Motif

6



1000 Star Coins

7



Banner

8



Design Motif

9



'Fall's Bounty' Cown

10



ELSA

Elsa is a very powerful Queen who has the ability to conjure and manipulate snow and ice. This has gotten her into trouble in the past – as you may recall. She sometimes finds it difficult to understand her feelings, and to talk to people, so she may need a little encouragement from you in that department. She can be found in the Frozen Realm within the Dream Castle.



The Ice Cavern

Elsa spends her time in the Ice Cavern which can be found at the border between the Forest of Valor and the Frosted Heights. Inside, everything has been carved out of the ice itself.



Schedule

Indoor	Visiting Chez Remy	Visiting Scrooge's	Wandering
2am–6am	10am–12pm 9pm–11pm	8am–10am	6am–8am 12pm–9pm 11pm–2am

Known Favourite Gifts



Meals



Frosted Hair

2



Design Motif

3



500 Star Coins

4



Gems from Frosted Heights, Forgotten Lands or Eternity Isle



Blue 'Frosty Finery' Evening Gloves

5



Design Motif

6



1000 Star Coins

7



Flowers from Frosted Heights, Forgotten Lands or Eternity Isle



Ice Throne

8



Design Motif

9



Gleaming Ice Crown

10

Alternative Styles



Frozen Elsa
Premium Shop – 2,500 Moonstones



KRISTOFF

Kristoff is an ice harvester and the love of Anna's life. He's something of a romantic and is keen to hear your thoughts on the best ways to spend time with someone you love. You'll find him in the Forest of Valor, and he'll continue to spend quite a bit of time there – that's where he feels most at home. He runs a handy stall to provide the Valley with various resources, from coal ore to fabric.



Anna's Castle

Kristoff can be found in Anna's Castle. It's perfectly at home in the Frosted Heights biome. The interiors have been decorated in sumptuous raspberries and teals, with every possible home comfort – including a library to rival Merlin's.



Schedule

Indoor	Visiting Chez Remy	Visiting Scrooge's	Wandering
10pm–2am	3am–5am 3pm–5pm	10am–12pm	2am–3am 5am–10am 12pm–3pm 5pm–10pm


Known Favourite Gifts




Vegetables



Meals



Refined materials



Crafting Materials

Friendship Rewards



Cozy Blue Sweater

2



Design Motif

3



500 Star Coins

4



Hat Hair

5



Design Motif

6



1000 Star Coins

7



Norwegian Spruce Tub

8



Design Motif

9



Kristoff's Sled

10



OLAF

Olaf is an enchanted snowman who was created by Elsa. He enjoys asking questions, learning new things and warm hugs. You'll meet Olaf once you've completed the Great Blizzard quest (Merlin will tell you all about this) and repaired the Pillar of Love in the Frosted Heights biome.



Anna's Castle


Olaf lives in Anna's Castle. It's perfectly at home in the Frosted Heights biome. The interiors have been decorated in sumptuous raspberries and teals, with every possible home comfort – including a library to rival Merlin's.



Schedule

Indoor	Visiting Chez Remy	Visiting Scrooge's	Wandering
3am–7am	Never	9am–11am 10pm–12am	7am–9am 11am–10pm 12am–3am

Known Favourite Gifts



Flowers

Gems



Crafting Materials



Refined Materials

Friendship Rewards



Snow Globe

Design Motif

500 Star Coins

2

3

4



Snowgies Plushie

Design Motif

1000 Star Coins

5

6

7



Olaf Presents... This Sweater!

Design Motif

Permafrost Cloud

8

9

10



MIRABEL

Mirabel is part of a very large family called the Madrigals, and she is the only member who doesn't appear to have a magical gift. You'll often see her surrounded by butterflies, enjoying the sunshine. You'll meet Mirabel after completing the Golden Doorknob quest for Merlin.



Mini-Casita

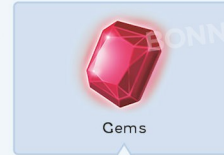
Mirabel lives in Mini-Casita – a sentient house that will greet you by opening and closing various shutters and doors, and sending waves of energy through its roof tiles. The colourful interior contains two beds, a large wardrobe and a sewing table.






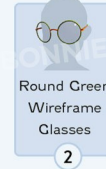
Schedule

Indoor	Visiting Chez Remy	Visiting Scrooge's	Wandering
10pm–2am	3am–5am 3pm–5pm	6pm–8pm	2am–3am 5am–3pm 5pm–6pm 8pm–10pm

Known Favourite Gifts



Friendship Rewards



THE FAIRY GODMOTHER

The Fairy Godmother wants to hear all about your dreams and deepest wishes – and she might just be able to make some of them come true for you. You'll meet her once you've fixed six of the Pillars, including the Pillar of Friendship, and unlocked the Forgotten Lands.



Fairy Godmother's House

Naturally, the Fairy Godmother lives in a Pumpkin House – the interior is decorated to match the exterior, with everything from pumpkin wallpaper to a pumpkin ottoman.




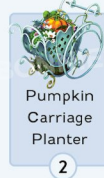
Schedule

Indoor	Visiting Chez Remy	Visiting Scrooge's	Wandering
1am–5am	11pm–1am 12pm–2pm	Never	5am–12pm 2pm–11pm

Known Favourite Gifts



Friendship Rewards



SIMBA

Simba was born to lead – much to the annoyance of his uncle, Scar. He is King of Pride Rock, but he knows he still has a lot to learn about being a leader and being brave. You'll find him in the Lion King Realm within the Dream Castle.



Pride Rock

Simba lives in Pride Rock. It's a home that fits perfectly with the Sunlit Plateau's aesthetic, both inside and out, with plenty of foliage and a lounging rock.

Schedule

Indoor	Visiting Chez Remy	Visiting Scrooge's	Wandering
1am–5am	5am–7am 5pm–7pm	Never	7am–5pm 7pm–1am

Known Favourite Gifts



Meals



Flowers from the Frosted Heights or Forgotten Lands



Gems from the Frosted Heights, Forgotten Lands or Ancient's Landing

Friendship Rewards



Tropical Ceiling Vines

2



Design Motif

3



500 Star Coins

4



Geometric Cuff Pants

5



Design Motif

6



1000 Star Coins

7



Lion Cub Living Door

8



Design Motif

9




Simba's 'Circle of Life' Window

10



NALA

Nala has known Simba since they were cubs – and they've had more than their fair share of adventures together! These days, she loves napping in the warmth of the Sunlit Plateau and spending time getting to know the Valley and its residents. She can be found in the Lion King Realm within the Dream Castle.



Pride Rock

Nala lives in Pride Rock. It's a home that fits perfectly with the Sunlit Plateau's aesthetic, both inside and out, with plenty of foliage and a lounging rock.

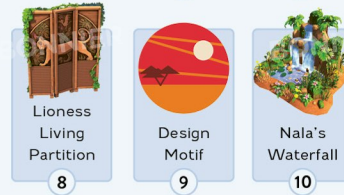

Schedule

Indoor	Visiting Chez Remy	Visiting Scrooge's	Wandering
12am–4am	4am–5am 4pm–6pm	Never	5am–4pm 10pm–4am 6pm–12am

Known Favourite Gifts



Friendship Rewards



SCAR

With his prospects of ascending to the throne looking slimmer by the day, Scar is a lion with an enormous chip on his shoulder. He is very interested in power, but much less interested in helping others. His cunning is legendary and you'll need to keep an eye on him, because he's been known to muse over which villager might be the tastiest. . . He can be unlocked after clearing the Night Thorns to the Sunlit Plateau.



Scar's Cave

Scar lives in a cave at the entrance to the Forgotten Lands. Inside it's littered with bones and it feels like you've entered a volcano that spits out strange, green lava.


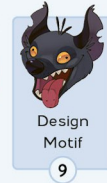
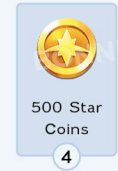


Schedule

Indoor	Visiting Chez Remy	Visiting Scrooge's	Wandering
2am-6am	6am-8am 6pm-8pm	Never	8am-6pm 8pm-2am

Known Favourite Gifts



Friendship Rewards



STITCH

Stitch is an alien who struggles to balance his goodness with his badness – he just loves to play pranks on his fellow Valley residents. He is very special – he’s strong, fireproof, can look like a dog and he can see in the dark. He loves surfing and hula dancing, and he understands the importance of family. You’ll meet Stitch after completing various quests for Donald Duck.



Stitch's House

Stitch's House is a sci-fi style dome with Hawaiian beach hut elements. The spacious interiors have a kitchen, dining table and living room area.

Schedule

Indoor	Visiting Chez Remy	Visiting Scrooge's	Wandering
10pm–2am	8am–10am 8pm–10pm	4am–6am	2am–4am 6am–8am 10am–8pm

Known Favourite Gifts



Meals



Flowers



Gems



Fruit



Crafting Materials



Refined Materials

Friendship Rewards



Ugly Duckling Book

2



Design Motif

3



500 Star Coins

4



Stitch Hat

5



Design Motif

6



1000 Star Coins

7



City Model

8



Design Motif

9



Stitch's Little Red Ship

10

Alternative Styles



Trick-or-Treat-Stitch
Haunted Holiday Star Path – 50 tokens



Sun-and-Surf-Stitch
Island Getaway House Bundle – 4,000 Moonstones

DEVELOPER NOTE

Stitch was a favourite of one of the quest designers, and we moved Stitch earlier in the schedule because there was so much enthusiasm on the team to work on the character.

VANELLOPE

Vanellope is a princess who is passionate about racing and racing games – nobody is faster than her. She has a glitch, which is like her superpower – she loves it. She understands that being different from everyone else is what makes you special. You'll find Vanellope glitching in the Dream Castle after completing the Haunting of Dreamlight Valley quest for Scrooge.



Vanellope's Hideout


Vanellope's Hideout looks good enough to eat – literally. Inside you'll find plenty of sweet-themed décor and all the latest tech to keep you entertained.




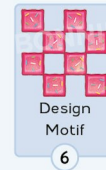
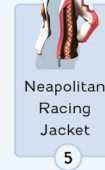

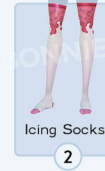
Schedule

Indoor	Visiting Chez Remy	Visiting Scrooge's	Wandering
7am–11am	5am–7am 5pm–7pm	Never	11am–5pm 7pm–5am

Known Favourite Gifts



Friendship Rewards



THE BEAST

The Beast is really a Prince who has been transformed. He may be somewhat intimidating, but he's a softie at heart. Most of the time, he just wants to know where Belle is. You'll find him in the Beauty and the Beast Realm within the Dream Castle. Once you reach level 10 friendship with The Beast, you'll unlock his greenhouse – a stall that provides free flowers, including the elusive red rose.



Beast's Castle


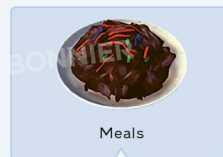
Beast's Castle is one of the most impressive abodes in the Valley – it has so many turrets you can barely count them. The interior is equally grand, with gold and marble everywhere and an impressive bookcase.



Schedule

Indoor	Visiting Chez Remy	Visiting Scrooge's	Wandering
7am–11am	12am–2am 1pm–3pm	Never	2am–7am 11am–1pm 3pm–12am

Known Favourite Gifts



Friendship Rewards



BELLE

Belle is the only daughter of an inventor, and has spent much of her life with her nose buried in a book. She loves fantasy, and dreaming of faraway places. She also loves the Beast, and spends quite a bit of time worrying about him. You'll meet Belle in the Beauty and the Beast Realm within the Dream Castle.



Beast's Castle

Belle lives in Beast's Castle. It's one of the most impressive abodes in the Valley – it has so many turrets you can barely count them. The interior is equally grand, with gold and marble everywhere and an impressive bookcase.

Schedule

Indoor	Visiting Chez Remy	Visiting Scrooge's	Wandering
5am–9am	11am–1pm 10pm–12am	Never	12am–5am 9am–11am 1pm–10pm

Known Favourite Gifts



Meals



Flowers



DID YOU KNOW?

You can play a board game called Scramblecoin with your Valley friends. It's available via the Rift In Time expansion pack and playing will unlock Figurines, which can be used to decorate the Valley.

Alternative Styles



Belle's Green Gown
Starlight House Dream
Bundle – 4,000 Moonstones

Friendship Rewards



Silver Platter Set

2



Design Motif

3



500 Star Coins

4



Enchanted Rose Varsity Jacket

5



Design Motif

6



1000 Star Coins

7



Grand Reading Nook

8



Design Motif

9



Royal Gold Ball Gown/
Royal Gold Ballroom Suit

10



Winter's Wonder Belle
Royal Winter Star Path
– 50 tokens

JACK SKELLINGTON

Jack Skellington is the famous Pumpkin King of Halloween Town, and you can't miss him – he's very tall, and he can remove parts of his body without harm. He loves Halloween, and giving people a fright – he's always looking for new ideas to help everyone celebrate Halloween. You'll meet Jack after completing the Fire Alarm quest for the Fairy Godmother.



Jack Skellington's House


Jack Skellington's house is frightfully gothic, inside and out. The central point of his rather monochrome interior décor scheme is a sad-looking Christmas tree.



Schedule

Indoor	Visiting Chez Remy	Visiting Scrooge's	Wandering
10pm–3am	3am–5am 1pm–3pm	6pm–8pm	5am–1pm 3pm–6pm 8pm–10pm

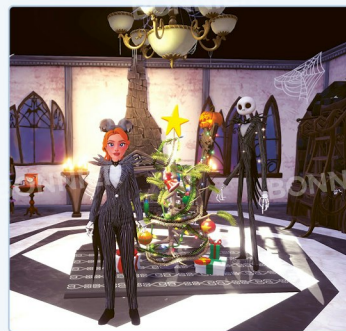
Known Favourite Gifts



Friendship Rewards



Alternative Styles



MIKE WAZOWSKI

The EYEconomic Mike Wazowski takes his job as a comedian very seriously. He's always keen to find new ways to make people laugh, and is very good at reading people and tailoring his jokes to their interests. He's great friends with his roommate, Sulley. You'll find Mike in the Monsters, Inc. Realm within the Dream Castle.



Mike and Sulley's Apartment

Mike lives in a stylish apartment building. The interior is decorated to look like a university dorm room – there are plenty of books, files and posters.



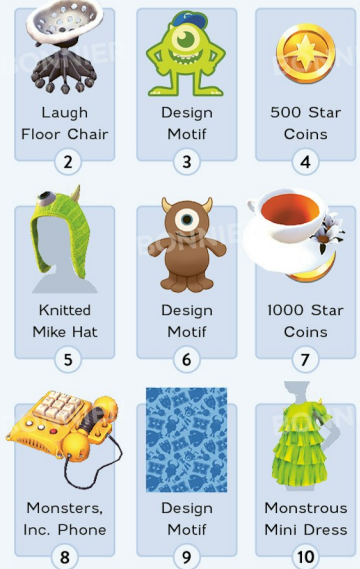
Schedule

Indoor	Visiting Chez Remy	Visiting Scrooge's	Wandering
1am–5am	12pm–2pm 7pm–9pm	6am–8am	9pm–1am 5am–6am 8am–12pm 2pm–7pm

Known Favourite Gifts



Friendship Rewards



Alternative Styles



SULLEY

Sulley – full name James P. Sullivan – is a famous scarer at Monsters, Inc.. He has a keen interest in learning more about humans. He used to think human kids were toxic, but now he knows better. He's also learned that laughter is more powerful than fear. You can find him in the Monsters, Inc. Realm within the Dream Castle.



Mike and Sulley's Apartment

Sulley lives in a stylish apartment. The interior is decorated to look like a university dorm room – there are plenty of books, files and posters.



Schedule

Indoor	Visiting Chez Remy	Visiting Scrooge's	Wandering
2am–6am	12pm–2pm 7pm–9pm	5pm–7pm	9pm–2am 6am–12pm 2pm–5pm

Known Favourite Gifts



Vegetables



Fruit



Meals



Flowers

Alternative Styles



Monsters University
Varsity Sulley
Lovely Monsters Star Path
– 100 tokens

Friendship Rewards



M.I. Logo
Rug

2



Design
Motif

3



500 Star
Coins

4



Monster Pop
Art Poster

5



Design
Motif

6



1000 Star
Coins

7



Blue Faux-
Fur Monster
Boots

8




Design
Motif

9



Blue Faux-
Fur Monster
Jacket

10



MULAN

Mulan is a warrior princess and the hero who saved China. She believes in honour, discipline and strength. While training with the army she learned that discipline is the foundation of all skill and that you can learn to do almost anything with practice and determination.





Mulan's House

Mulan lives in a traditional, ancient Chinese house with a gray, bamboo roof and red and cream walls. Inside, everything is decorated in warm browns and reds, and there's a floor dining set with a floral tea set.



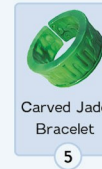

Schedule

Indoor	Visiting Chez Remy	Visiting Scrooge's	Wandering
1am-5am	10am-12pm 10pm-12am	2pm-4pm	12am-1am 5am-10am 12pm-2pm 4pm-10pm

Known Favourite Gifts



Friendship Rewards



Alternative Styles



DEVELOPER NOTE

Working on Mulan's animations was a labour of love for our animators! Watch out for her awesome moves with her bo staff, which the team spent a lot of time getting just right.

MUSHU

The Valley's Guardian dragon can breathe fire and can often be spotted toasting his own marshmallows as he explores the Valley. He guards the Fa family and is very proud of Mulan – he's always there to give her advice, and he's got your back, too. Just don't call him tiny – he prefers the term 'travel size' since Mulan can carry him everywhere.



Mulan's House

Mushu can be found in Mulan's House. It's a traditional, ancient Chinese house with a grey, bamboo roof and red and cream walls. Inside, everything is decorated in warm browns and reds, and there's a floor dining set with a floral tea set.



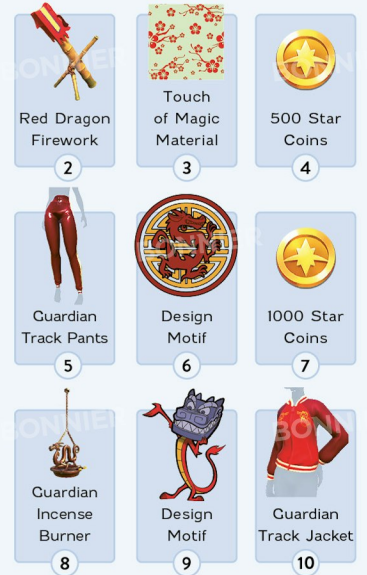
Schedule

Indoor	Visiting Chez Remy	Visiting Scrooge's	Wandering
12am–4am	Never	2pm–4pm	4am–2pm 4pm–12am

Known Favourite Gifts



Friendship Rewards



GASTON

Gaston is an arrogant, narcissistic hunter who imagines himself to be in love with Belle. He is enormously proud of his physical strength and will show it off at any opportunity. His ego is also huge. You'll meet Gaston when you download the Rift In Time expansion pack.






Gaston's House

Gaston's House is a rustic hunting lodge made from wood and stone. Inside you'll find plenty of places to sit and have a drink. A large portrait of Gaston hangs on the wall for visitors to admire.

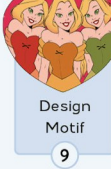

Schedule

Indoor	Visiting Chez Remy	Visiting Scrooge's	Wandering
3am-7am	12pm-2pm 7pm-9pm	Never	7am-12pm 2pm-7pm 9pm-3am

Known Favourite Gifts




Friendship Rewards



RAPUNZEL

Rapunzel has been taught by Mother Gothel that the world is a dangerous place, but now that she's free from Gothel's clutches, she's having the most wonderful time discovering that it isn't true. She's something of an artist, and can often be spotted painting at her easel. You'll meet Rapunzel in the Wild Tangle once you download the Rift In Time expansion pack.





Rapunzel's Tower

Rapunzel's Tower is the perfect abode for a free-spirited artist. It's a riot of colour and texture, and its floor-length windows allow plenty of sunlight to stream in.


Schedule

Indoor	Visiting Chez Remy	Visiting Scrooge's	Wandering
2am-6am	8am-10am 4pm-6pm	10pm-12am	12am-2am 6am-8am 10am-4pm 6pm-10pm

Known Favourite Gifts



Friendship Rewards



EVE

EVE (or Extraterrestrial Vegetation Evaluator) is a droid with a keen interest in plant life. She is very taken with WALL-E, so whenever he's around, she'll be happy. You'll meet EVE after downloading the Rift In Time expansion pack – she is the guardian of the Royal Hourglass tool.



EVE's Ship

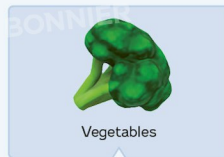


EVE's Ship is decked out with all manner of futuristic furniture items, as well as an entire wall of planters.



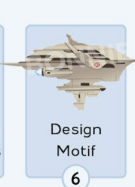

Schedule

Indoor	Visiting Chez Remy	Visiting Scrooge's	Wandering
1am–5am	Never	7am–9am 10pm–1am	5am–7am 9am–10pm

Known Favourite Gifts



Friendship Rewards



OSWALD

Oswald is a plucky rabbit who likes to tell jokes. His special talent is that he can rearrange his body parts whenever he feels like it. He's not used to colour, having lived most of his life in black and white, so the Valley may take some getting used to. He's a traditional guy with a love of art deco.



Oswald's House

Oswald's house resembles a black and white cinema from the outside. Inside, it's decked out in art deco furniture and looks like a comedy club.

Schedule

Indoor	Visiting Chez Remy	Visiting Scrooge's	Wandering
2am-6am	8am-10am 8pm-10pm	2pm-4pm	10pm-1am 6am-8am 10am-2pm 4pm-8pm

Known Favourite Gifts



Basil

Flowers



Fish and Seafood



Fish-based meals

Friendship Rewards



Oswaldian Fedora

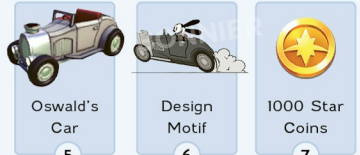
Design Motif

500 Star Coins

2

3

4



Oswald's Car

Design Motif

1000 Star Coins

5

6

7



Oswald Deco Door


Design Motif

Oswaldian Zoot Suit

8

9

10



THE FORGOTTEN

The Forgotten is a mysterious entity that resembles The Player in appearance, but reflects a darker version. It is responsible for The Forgetting which plunged the Valley into darkness, causing Night Thorns to spread across the Valley and erasing its inhabitants' memories. It is the main antagonist of Act One of the game.

Ursula will mention The Forgotten when you begin the 'With Great Power' quest. From there, completing various quests with other characters will ultimately lead you to a confrontation with The Forgotten. Everyone is counting on you to help The Forgotten redeem itself so that life in the Valley can go back to normal.

SPOILER ALERT!

This page contains information about The Forgotten and the main story arc of Dreamlight Valley. If you'd rather discover The Forgotten's story for yourself, you might want to skip this page.

ORIGIN STORY

The Forgotten is a splinter of The Player that remained in the Valley when The Player left, all those years ago. The Forgotten is angry with The Player for leaving it behind. It is a dangerous adversary – it had been experimenting with dark magic inside the Secret Chamber in the Frosted Heights, where you first meet Olaf.

In reality, The Forgotten is hurt. It feels like nobody gets it, which makes it angry and sad and scared. The Forgotten finds feelings confusing – maybe you can help it learn to recognise, accept and move through its feelings, so that it can come back to the Valley and live alongside everyone once again.

DEVELOPER NOTE

Originally the Dreamscape was intended to be a giant maze, but we settled for a simpler setup to better tell the story of The Forgotten.




THE PILLARS AND THE ORBS

Before you arrived to set things right, The Forgotten removed the protective orbs from the pillars across the Valley's biomes. This resulted in the Night Thorns spreading, and the Valley's inhabitants losing their memories. As you complete various friendship quests, you will locate and restore the orbs to their rightful homes. There are eight pillars in total:

The Pillar of Friendship in the Peaceful Meadow




The Pillar of Love in the Frosted Heights



The Pillar of Nurturing in the Sunlit Plateau



The Pillar of Power on Dazzle Beach



The Pillar of Trust in the Glade of Trust



The Pillar of Remembrance in the Forgotten Lands



The Pillar of Unity on Dazzle Beach



The Pillar of Courage in the Forest of Valor



THE DARK CASTLE

The Forgotten lives in the Dark Castle – it's a dark version of the Dream Castle and can be accessed by stepping through a portal during the Dark Castle quest. This portal will become a permanent feature next to the well in the Plaza, so you can revisit the castle whenever you wish. Once you have confronted The Forgotten, you will be able to invite it to live in the Valley.



COMPANIONS

Companions are small animals that follow you everywhere you go. They can be equipped via the Companions section of your Wardrobe inventory and they make cute additions to your adventures. Here's a quick look at some of the cute companions that could be yours.

EVENT REWARD COMPANIONS

Some companions can only be earned by taking part in events such as Star Paths or seasonal events like the Eggstravaganza in spring.



QUEST REWARD COMPANIONS

Some companions are earned once you've completed quests such as the Secret Potato Quests.



DID YOU KNOW?

You can pet your companion by interacting with it – once petted, it'll produce a heart to show it's feeling happy and loved.

PREMIUM COMPANIONS

Premium companions can be purchased from the Premium Shop for Moonstones.


TIP

Think about how you can use your companions when taking part in DreamSnaps challenges.



CRITTER COMPANIONS

The critters you see scurrying around the Valley can also become companions if you feed them enough times. See pages 130–135 for more info.



DREAMSNAPS

DreamSnaps is a weekly multiplayer photo challenge that allows you to get creative and compete with other players and take the best photo to submit for each week's theme. The best part is, the community gets to vote for the winner, and you get fun prizes for taking part.

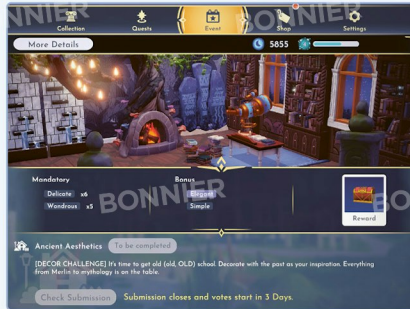
HOW TO TAKE PART

Go to the 'Event' tab in your menu and select 'DreamSnaps' on the side menu. Click on 'Current Challenge' to see what this week's theme is, then have fun setting up the perfect photo to submit.



TOP TIPS

Here are some things to consider when creating your DreamSnaps submissions:



1. Make sure you include items from the 'suggested categories' as this will increase your base score.
2. Think about lighting. What kind of light fits the theme best? Daylight? Candlelight? Sunset? How is it hitting you/ your scene? Do you need to take the photo from a different angle to ensure you're properly lit?

3. Consider composition. Sometimes, a minimalist approach can work for the theme, but more often than not you will more successfully grab people's attention, and fulfil the requirements for the photo, if you fill as much space as possible.
4. Think about how you line up your shot and the angle you choose – trying something a little more daring will help your photo stand out from the others.
5. Remember that you can visit other Realms from the Dream Castle and use them as backgrounds.

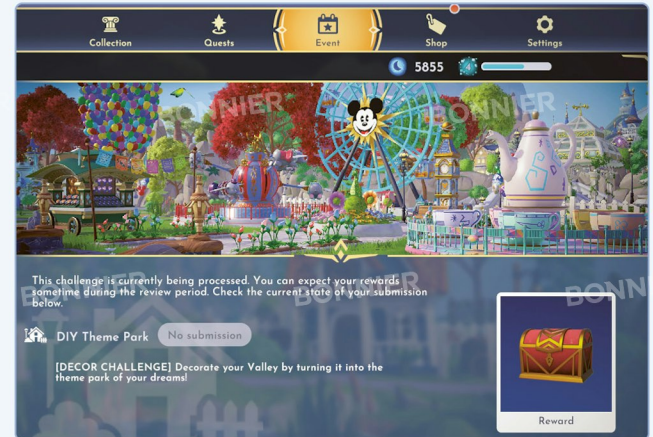
VOTING

When in the DreamSnaps menu, click on 'Voting' and you will be able to vote for other people's DreamSnaps. You'll be presented with pairs of photos and it's your job to choose which is the best out of each pair. You can earn a maximum of 50 Moonstones by taking part in the voting process.



REWARDS

You'll receive your rewards a week after the theme submission window closes. You will receive an amount of Moonstones based on how other community members have scored your photo. You'll earn a minimum of 300 Moonstones for submitting a photo, and the top five photos can earn up to 12,000 Moonstones. You will be ranked against players across all other platforms, with the exception of PlayStation players who are ranked separately from all the others. You will also be rewarded with a chest containing an outfit or décor items.



THE SECRET POTATO QUESTS

For those Valley residents who are keen to test themselves still further, and really get to grips with the mysteries of the Valley, there exist some rather peculiar secret quests involving potatoes. Yes, you read that correctly.

GOLDEN POTATO QUEST

1. Find the Mysterious Golden Potato in front of Scrooge's safe on the ground floor of Scrooge's Store. You must find the Golden Potato before attempting to find any of the other mysterious potatoes. Once it's in your inventory, go to Merlin's house for a clue.



SPOILER ALERT!

You should only read on if you want to have the secrets of the potato quests revealed to you. If not, skip pages 124–129.

2. Transform the Golden Potato into the Golden Carrot by placing it on the diamond Transfiguration Stone on the table within the Mystical Cave.

3. Go to Elsa's cave in the Forest of Valor. You'll spot a new Transfiguration Stone on her table. Place the Golden Carrot in the slot and it will transform into a Golden Crab.

4. Head to the Dream Castle, and walk up the stairs to the right, towards the large fountain. You'll see another Transfiguration Stone near the bannister. Place the Golden Crab in the slot and it will transform into a Golden Night Thorn.




5. Return to Merlin's house and locate the last Transfiguration Stone at the table on the right. Place the Golden Night Thorn in the slot and it will transform into a Golden Potion. Keep hold of this potion and continue with the other Potato Quests.

DEVELOPER NOTE

The Golden Potato quest wasn't just a secret for fans – it was something our director worked on as a labour of love. In the beginning, he kept the ending a secret even from the rest of the team! Everyone was very curious about what was going on with those potatoes. . .

RED POTATO QUEST

1. You'll find the Red Potato in the fridge at Remy's House. Remember, you must find the Golden Potato before you can find any of the others.



2. Go to the Ratatouille Realm and look at the sticky notes by the takeout window. You'll see a recipe with five ingredients – a mystery ingredient, Slush Ice, Fish, Fruit and Vegetables. You'll need to choose a red fish, red fruit and red vegetable, combine them with the red potato and slush ice at a stove to create Icy Red Stew.

3. Place the Icy Red Stew on the serving hatch in the Ratatouille Realm, and a Raging Red Potion will appear.



BLUE POTATO QUEST

1. For this quest, you'll need to find items in the right order, and keep them all in your inventory while you complete the quest. Head to Ursula's lair and find the Blue Potato to the right of the pool of water – put it in your inventory.



2. Head to the Moana Realm to find a blue shell. It's hidden along the perimeter of the island, and is tricky to reach. When you arrive, face the Island and pass through the gap between the palm trees on the right. There's a secret path through the ocean which you will need to find by continuing to push forwards in different directions until you've sidestepped the invisible barriers.

3. Take the raft from Dazzle Beach to the island where you first met Ariel. Once you get there, turn left and walk to the end of the peninsula. Step into the ocean and keep going forwards until you hit a dead end. You'll see a blue starfish in a clearing on the right, between some rocks.

4. Head right to the back of the Mystical Cave. You'll find a blue book in the water in between the pillars.


5. Visit the Vitalys Mines – head left and follow the tunnels. After the tunnel filled with glowing mushrooms you'll come to a fork, with a path going right that stops at a crevasse. Go to the edge of this path and turn left – you'll see a minecart filled with glowing crystals, with a blue gem in front of it. Pick up the gem.

6. Locate a pool of water between some minecarts and a wall of blue glowing crystals. Place the blue items you've collected in the slots and you'll get a Brilliant Blue Potion.




GREEN POTATO QUEST

1. You'll need to fish for 16 hidden Emerald Bottles which are submerged in water around the Valley. They can be seen by the naked eye, but it can be tricky – sometimes the light will make them hard to see. You'll know you've hit a bottle when the bubbles turn gold as the rod hits them.



- There are five bottles hidden in the waters at Dazzle Beach.
- There are two bottles hidden in the Peaceful Meadow.
- There's one bottle hidden in the Forest of Valor.
- There are four bottles hidden in the Clade of Trust.
- There are two bottles hidden in the Sunlit Plateau.
- There's one bottle hidden in the Frosted Heights.
- There's one bottle hidden in the Forgotten Lands.



2. Once you've collected all the bottles, select each bottle in your inventory and 'use' it to convert it to Emerald Silvers. Now go to a crafting station and use the 16 emerald silvers to craft a Jade Crystal.

3. Head into the Vitalys Mines and find the Herbalist Room (to the right, over the river). Look at the Conjuror's Bookcase and you will see an option to 'interact'. This will give you a Green Seed. Plant the Green Seed in the Forgotten Lands and water it. It will transform into a Green Potato which can be harvested after three hours. Go to a crafting station and use the Green Potato, the Jade Crystal and an Empty Vial to craft the Crystalline Green Potion.



PURPLE POTATO QUEST

1. You'll need to collect 10 small purple books that have appeared on the ground around the Valley. The books are in the following locations:




- The Plaza – 2 books
- The Peaceful Meadow – 1 book
- Dazzle Beach – 2 books
- The Sunlit Plateau – 1 book
- The Secret Chamber (Frosted Heights) – 1 book
- The Mysterious Cave (Dazzle Beach) – 1 book
- Scrooge's Store – 1 book
- Vitalys Mines – 1 book

2. Once you have the books, go back to the Secret Chamber in the Frosted Heights and speak to the dark portal. You will need to give the portal the following passwords, in exactly this order:

- Potato
- Book
- Dreams
- Higitus Figitus
- Fugu
- Crystal
- Foraging
- The Forgetting
- Raspberry
- Magic



Once done in the correct order, the Purple Potato will appear. Go to a crafting station and use the Purple Potato and an Empty Vial to craft a Royal Purple Potion.



ORANGE POTATO QUEST

1. Go to the Secret Room inside the Dream Castle and find the map on the table next to the Ship in a Bottle. In the top right corner of the map you'll see a drawing of the Lenses of Shadows – you used these during Scrooge McDuck's friendship quest The Treasure Hunt Part 2. Put these on, and you will be able to see 20 orange pebbles scattered around the inside of the Dream Castle and within the WALL-E Realm, the Moana Realm, the Ratatouille Realm, the Toy Story Realm and the Frozen Realm.



2. Head to a crafting station to turn the pebbles into an Orange Potato, then use the Orange Potato and an Empty Vial to craft an Electrifying Orange Potion.



THE RAINBOW POTION

Once you've made all six potions, they can be combined at a crafting station to make a Rainbow Potion. Once you've made the Rainbow Potion, head inside the Dark Castle and locate the fox statue to the right of the bottom staircase. This will unlock the Rainbow Fox companion.



CRITTERS

Animal lovers will want to befriend critters. Once befriended – after multiple successful feedings – a critter can be included in your rotation of companions. When fed, critters may drop one of several items: Dream Shards, Memory Shards, Motif Bags (used to customise clothing) and occasionally other materials such as food items or gems. Here's everything you need to know.



CAPYBARAS

Location: The Wild
Favourite food: Tangle on Eternity Isle
Favourite food: Cabbage

Also likes: Grains, Spices and Herbs, Vegetables, Fruit grown from seeds e.g. Melon

How to approach: No need for games – just approach the capybara and feed it.



Black and White Capybara



Blue Striped Capybara



Classic Capybara



Grey Spotted Capybara



Red and White Spotted Capybara



Toon Capybara

DID YOU KNOW?

Two types of each critter will spawn each day – check your Collection tab to see who's on the schedule.

COBRAS

Location: The Clittering Dunes on Eternity Isle
Favourite food: Eggs
Also likes: Dairy and Oils

How to approach: Play Red Light, Green Light. Observe its body language and move towards it when it appears relaxed. As soon as it becomes alert and raises its head, stop moving. Stay perfectly still until it relaxes again, then take another step, stopping when it becomes alert. Keep going until the snake is ready to approach.



Blue and Red Striped Cobra



Classic Cobra




Green and White Striped Cobra



Pink Spotted Cobra



Yellow and Purple Striped Cobra



Toon Cobra

CROCODILES

Location: Glade of Trust
Also likes: Fish and seafood from the Glade of Trust
Favourite food: Lobster

How to approach: Play Red Light, Green Light. Observe its body language and move towards it when it appears relaxed. As soon as it becomes alert and raises its head, stop moving. Stay perfectly still until it relaxes again, then take another step, stopping when it becomes alert. Keep going until the crocodile is ready to approach.



Blue Crocodile



Classic Crocodile



Golden Crocodile



Pink Crocodile



Red Crocodile



White Crocodile


FOXES

Location:
Frosted
Heights


Also likes:
Bass, Crab,
Here and
There Fish,
Salmon,
Tilapia

**Favourite
food:**
White
Sturgeon

How to approach: Play Tag.
Follow the fox as it playfully
runs away from you – do this
three times and it will stop
running, which means it's
ready for you to approach it
with food.



Black Fox



Blue Fox



Classic Fox



Red Fox



White Fox

MONKEYS

Location:
Ancient's
Landing on
Eternity Isle

Also likes:
3 or 4 star
meals

Favourite food:
Five star
desserts

How to approach: Play
Tag. Follow the monkey
as it playfully runs away
from you – do this three
times and it will stop
running, which means it's
ready for you to approach
it with food.



Beige
Monkey




Black and
Brown Monkey




Classic
Monkey



Red and Beige
Monkey



Black and
Grey Monkey



Toon
Monkey

RABBITS

Location:
Peaceful
Meadow

Also likes:
Grains, Spices
and Herbs,
Vegetables,
Fruit grown
from seeds
e.g. Melons

**Favourite
food:**
Carrots

How to approach: Play Tag.
Follow the rabbit as it playfully
runs away from you – do this
three times and it will stop
running, which means it's
ready for you to approach it
with food.



Black Rabbit



Brown Rabbit



Calico Rabbit



Classic Rabbit



White Rabbit

RACCOONS

Location:
Forest of
Valor

Also likes:
Gooseberries,
Raspberries,
Strawberries

**Favourite
food:**
Blueberries


How to approach: Play Red
Light, Green Light. Observe its
body language and move towards
it when it appears relaxed. As
soon as it becomes alert and
raises its head, stop moving.
Stay perfectly still until it relaxes
again, then take another step,
stopping when it becomes alert.
Keep going until the raccoon sits
down, and is ready to approach.



Black
Raccoon



Blue
Raccoon



Classic
Raccoon



Red
Raccoon



White
Raccoon


RAVENS

Location:
Forgotten
Lands


Also likes:
Four star
meals,
three star
meals

Favourite food:
Any five star
meal

How to approach:
Wait until they
have finished
circling your
head, then
approach.



Blue Raven



Brown Raven



Classic Raven



Red Raven



White Raven


SEA TURTLES

Location:
Dazzle
Beach

Also likes:
Seafood

Favourite food:
Seaweed

How to approach: When
you approach a timid
turtle, it will hide in its
shell. Be patient – wait for
it to come back out, then
approach it with food.



Black Sea
Turtle



Brown Sea
Turtle



Classic Sea
Turtle



Purple Sea
Turtle



White Sea
Turtle

SQUIRRELS

Location:
Plaza

Favourite food:
Peanut

Also likes:
Fruit
foraged
from
bushes and
trees

How to approach: Just approach
the squirrel and feed it.



Blacka Black
Squirrel




Classic
Squirrel



Grey
Squirrel

DID YOU KNOW?

You can feed a critter as many times
as you like each day, but only the first
successful feeding will count towards
unlocking them in your collection.



Red
Squirrel



White
Squirrel

SUNBIRDS

Location:
Sunlit Plateau

Favourite food:
Emerald Sunbird – green
and yellow flowers, Colden
Sunbird – orange and yellow
flowers, Orchid Sunbird –
pink and purple flowers,
Red Sunbird – blue and red
flowers, Turquoise Sunbird
– green and pink flowers.

Also likes: All other flowers


How to approach: Just approach
the sunbird and feed it.




Emerald
Sunbird




Golden
Sunbird



Orchid
Sunbird



Red
Sunbird



Turquoise
Sunbird

FISH

Fishing is a lucrative activity, and there's a wide variety of fish to be caught. Here's everything you need to know about where to look for fish, how to catch them, and what you can do with them.



FISHING

Look for bubbles on the surface of ponds and the ocean. Gold bubbles signify the rarest and most valuable fish, and will take four tries to catch. Blue bubbles take three tries, and white bubbles just two tries, for the least valuable fish. Aim for the centre of the bubbles when you cast your fishing rod, then click again quickly each time the circle turns green.

SEAWEED AND RED ALGAE

You may also reel in seaweed while fishing – especially if you avoid bubbles and cast into open water. Seaweed is needed to make fiber which is essential for lots of recipes. There's also a chance that you'll get red algae when you catch a fish. It can be used to craft seaweed, as well as Miracle Fishing Bait and Even More Miraculous Fishing Bait – two handy potions that enhance the performance of your fishing rod and help you to catch better fish by transforming white bubbles to gold bubbles.



TIP

Change your camera angle if you're struggling to hit the centre of the circle.

MOANA'S BOAT

Once Moana is an official Valley resident, she will set up a fishing boat and regularly go out to sea to catch fish. Check her boat regularly to see what she's caught – the fish are yours, to do with as you please.



ANGLERFISH



Location: Gold bubbles in the Forgotten Lands
Sells for: 1500 Star Coins
Energy restored: 2000

BRILLIANT BLUE STARFISH



Location: Gold bubbles in The Oasis
Sells for: 875 Star Coins
Energy restored: 1650

COD



Location: Open water in Dazzle Beach, Glade of Trust, Forgotten Lands, The Docks and The Overlook
Sells for: 35 Star Coins
Energy restored: 150

BASS



Location: Open water in the Peaceful Meadow, Forest of Valor, Sunlit Plateau, Frosted Heights, The Oasis, The Grasslands, The Promenade, The Grove and The Lagoon
Sells for: 25 Star Coins
Energy restored: 150

CARP




Location: Blue bubbles in the Forest of Valor and Sunlit Plateau
Sells for: 400 Star Coins
Energy restored: 800

CRAB



Location: Blue bubbles in the Frosted Heights
Sells for: 600 Star Coins
Energy restored: 1200

BREAM




Location: Blue bubbles in the Peaceful Meadow
Sells for: 280 Star Coins
Energy restored: 1300

CATFISH



Location: Gold bubbles in the Peaceful Meadow
Sells for: 550 Star Coins
Energy restored: 1200

DUNEBOPPER



Location: Blue bubbles in The Oasis
Sells for: 550 Star Coins
Energy restored: 1100

ELECTRIC EEL




Location: Cold bubbles in The Grasslands and The Promenade
Sells for: 1025 Star Coins
Energy restored: 1550

FESTIVE FUGU



Location: Red and green bubbles in Dazzle Beach, between 18th and 31st December, only when raining.
Sells for: cannot sell
Energy restored: 1700

FUGU



Location: Gold bubbles in Dazzle Beach, only when raining.
Sells for: 900 Star Coins
Energy restored: 1700

FESTIVE ANGLERFISH



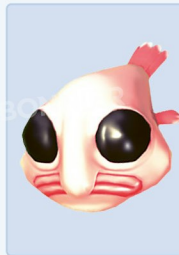
Location: Red and green bubbles in the Forgotten Lands, between 18th and 31st December, 6pm – 5am.
Sells for: cannot sell
Energy restored: 2000

FESTIVE SALMON



Location: Red and green bubbles in the Sunlit Plateau, between 18th and 31st December.
Sells for: cannot sell
Energy restored: 500

HERE AND THERE FISH



FESTIVE BASS



Location: Red and green bubbles in the Peaceful Meadow, between 18th and 31st December.
Sells for: cannot sell
Energy restored: 150

FESTIVE SQUID



Location: Red and green bubbles in the Glade of Trust, between 18th and 31st December.
Sells for: cannot sell
Energy restored: 1000

HERRING



Location: White bubbles in the Glade of Trust and Dazzle Beach
Sells for: 65 Star Coins
Energy restored: 250

LOBSTER



Location: Gold bubbles in the Glade of Trust
Sells for: 950 Star Coins
Energy restored: 1600

PIKE



Location: Gold bubbles in the Forest of Valor
Sells for: 800 Star Coins
Energy restored: 1500

PRETTY PINK STARFISH



Location: Gold bubbles in The Oasis
Sells for: 875 Star Coins
Energy restored: 1500

KINGFISH



Location: Blue bubbles in Dazzle Beach, only at night between 6pm and 5am.
Sells for: 450 Star Coins
Energy restored: 800

OCTOPUS



Location: Blue bubbles in The Docks and The Overlook
Sells for: 290 Star Coins
Energy restored: 700

PIRANHA



Location: Gold bubbles in The Lagoon
Sells for: 1300 Star Coins
Energy restored: 1900

PRISMA SHRIMP



Location: Gold bubbles in The Grove
Sells for: 1175 Star Coins
Energy restored: 1600

LANCETFISH



Location: Blue bubbles in the Forgotten Lands
Sells for: 650 Star Coins
Energy restored: 1300

PERCH



Location: White bubbles in the Forest of Valor
Sells for: 80 Star Coins
Energy restored: 400

PIRARUCU



Location: Blue bubbles in The Grasslands, The Promenade, The Grove and The Lagoon
Sells for: 625 Star Coins
Energy restored: 1250

RAINBOW TROUT



Location: White bubbles in the Peaceful Meadow, Forest of Valor and The Oasis
Sells for: 50 Star Coins
Energy restored: 300

ROBOT FISH



Location: Gold bubbles in The Docks and The Overlook
Sells for: 625 Star Coins
Energy restored: 1350

SALMON



Location: White bubbles in the Sunlit Plateau, Frosted Heights, The Grasslands and The Promenade
Sells for: 150 Star Coins
Energy restored: 500

SHRIMP




Location: Blue and white bubbles in Dazzle Beach
Sells for: 300 Star Coins
Energy restored: 750

SOLE




Location: White bubbles in the Forgotten Lands, The Docks and The Overlook
Sells for: 200 Star Coins
Energy restored: 500

SQUID



Location: Blue bubbles in the Glade of Trust and Forgotten Lands
Sells for: 500 Star Coins
Energy restored: 1000

SAND FISH



Location: Open water in The Plains, The Wastes and The Borderlands
Sells for: 30 Star Coins
Energy restored: 150

SAND WORM



Location: Gold bubbles in The Plains, The Wastes and The Borderlands
Sells for: 800 Star Coins
Energy restored: 1650

SCORPION



Location: Blue bubbles in The Plains, The Wastes and The Borderlands
Sells for: 425 Star Coins
Energy restored: 900

SWORDFISH



Location: Gold bubbles in Dazzle Beach
Sells for: 700 Star Coins
Energy restored: 1500

TILAPIA



Location: Blue bubbles in the Sunlit Plateau and Frosted Heights
Sells for: 600 Star Coins
Energy restored: 1150

TUNA



Location: White bubbles in the Glade of Trust and Forgotten Lands
Sells for: 95 Star Coins
Energy restored: 350

SEA SNAIL



Location: Blue bubbles in The Docks and The Overlook
Sells for: 250 Star Coins
Energy restored: 800

SHAD



Location: Blue bubbles in The Docks and The Overlook
Sells for: 60 Star Coins
Energy restored: 300

SKELETON FISH



Location: White bubbles in The Plains, The Wastes and The Borderlands
Sells for: 100 Star Coins
Energy restored: 500

WALLEYE



Location: Gold bubbles in the Sunlit Plateau
Sells for: 1100 Star Coins
Energy restored: 1700

WHITE STURGEON



Location: Gold bubbles in the Frosted Heights
Sells for: 1250 Star Coins
Energy restored: 1800

DID YOU KNOW?

When you're fishing solo, without a companion on hand to boost your catch, any nearby Valley residents may come and watch you reel in your catch.

INGREDIENTS

Ingredients can be used to make meals and are necessary for various quests. Some are naturally occurring, others can be grown from seed or found in special locations. And farming certain items is a fantastic way to earn Star Coins as they are very valuable. Here's everything you need to know in order to embrace your inner farmer!



VEGETABLES

ASPARAGUS

Purchase seeds from:
Frosted Heights stall
Seed price: 150 Star Coins
Growth time: 2 hours 15 minutes

Waterings required: 2
Sells for: 133 Star Coins
Drops per harvest: 3
Energy restored: 42



BAMBOO

Location: The Grasslands, The Promenade, The Grove, The Lagoon

Sells for: 80 Star Coins
Energy restored: 155



BEANS

Purchase seeds from:
Glittering Dunes stall
Seed price: 50 Star Coins
Growth time: 1 hour

Waterings required: 1
Sells for: 49 Star Coins
Drops per harvest: 3
Energy restored: 41



BELL PEPPER

Purchase seeds from:
Forest of Valor stall
Seed price: 12 Star Coins
Growth time: 15 minutes

Waterings required: 1
Sells for: 33 Star Coins
Drops per harvest: 1
Energy restored: 79



BROCCOLI

Purchase seeds from: Glittering Dunes stall
Seed price: 60 Star Coins
Growth time: 40 minutes
Waterings required: 2
Sells for: 152 Star Coins
Drops per harvest: 1
Energy restored: 73



DID YOU KNOW?

Each type of seed needs to be watered a certain number of times. A quick look at your map will identify crops that need to be watered (a red icon) and crops that are ready to harvest (a green icon).

CABBAGE

Purchase seeds from: Wild Tangle stall
Seed price: 150 Star Coins
Growth time: 1 hour

Waterings required: 2
Sells for: 256 Star Coins
Drops per harvest: 1
Energy restored: 142



CARROT

Purchase seeds from:
Peaceful Meadow stall
Seed price: 10 Star Coins
Growth time: 15 minutes

Waterings required: 1
Sells for: 44 Star Coins
Drops per harvest: 1
Energy restored: 57



CELERY

Purchase seeds from:
Ancient's Landing stall
Seed price: 20 Star Coins
Growth time: 10 minutes

Waterings required: 1
Sells for: 65 Star Coins
Drops per harvest: 1
Energy restored: 60



CHILI PEPPER

Purchase seeds from:
Sunlit Plateau and Clittering Dunes stalls
Seed price: 20 Star Coins
Growth time: 45 minutes

Waterings required: 1
Sells for: 78 Star Coins
Drops per harvest: 1
Energy restored: 140



CUCUMBER

Purchase seeds from:

Frosted Heights stall

Seed price: 40 Star Coins


Growth time: 1 hour 15 minutes

Waterings required: 1

Sells for: 159 Star Coins

Drops per harvest: 1

Energy restored: 145



DEVELOPER NOTE

For the Eternity Isle expansion, we tried to create more magical and unusual vegetables and fruits connected to the lore around Jafar and timebending, like Flute Roots or Cosmic Figs.

EGGPLANT

Purchase seeds from:

Frosted Heights stall

Seed price: 95 Star Coins

Growth time: 3 hours

Waterings required: 2

Sells for: 308 Star Coins

Drops per harvest: 1

Energy restored: 451



FLUTE ROOT

Purchase seeds from:

Clittering Dunes stall

Seed price: 70 Star Coins

Growth time: 1 hour 15 minutes

Waterings required: 2

Sells for: 112 Star Coins

Drops per harvest: 2

Energy restored: 46



LEEK

Purchase seeds from:

Forgotten Lands stall

Seed price: 120 Star Coins

Growth time: 2 hours

Waterings required: 2

Sells for: 309 Star Coins

Drops per harvest: 1

Energy restored: 228



LETTUCE

Purchase seeds from:

Peaceful Meadow stall

Seed price: 3 Star Coins

Growth time: 3 minutes

Waterings required: 1

Sells for: 8 Star Coins

Drops per harvest: 1

Energy restored: 56



OKRA

Purchase seeds from:

Glade of Trust stall

Seed price: 135 Star Coins

Growth time: 2 hours

Waterings required: 1

Sells for: 114 Star Coins

Drops per harvest: 3

Energy restored: 31



ONION

Purchase seeds from:

Forest of Valor stall

Seed price: 50 Star Coins

Growth time: 1 hour 15 minutes

Waterings required: 2

Sells for: 170 Star Coins

Drops per harvest: 1

Energy restored: 146



POTATO

Purchase seeds from:

Forgotten Lands and Wild Tangle stalls

Seed price: 55 Star Coins

Growth time: 35 minutes

Waterings required: 3

Sells for: 126 Star Coins

Drops per harvest: 1

Energy restored: 113



PUMPKIN

Purchase seeds from:

Forgotten Lands stall

Seed price: 275 Star Coins

Growth time: 4 hours

Waterings required: 2

Sells for: 664 Star Coins

Drops per harvest: 1

Energy restored: 187



RUBY LENTILS

Purchase seeds from: Wild Tangle stall

Growth time: 2 hours


Waterings required: 1

Sells for:

156 Star Coins

Drops per harvest: 3

Energy restored: 37



TIP

Each type of seed has an 'ideal' biome where it will grow more quickly. When planting seeds, look for the seeds with the arrow above them – these are the ideal seeds to plant in that biome.

SPINACH

Purchase seeds from:

Glade of Trust stall

Seed price: 45 Star Coins

Growth time: 1 hour

Waterings required: 2

Sells for: 41 Star Coins

Drops per harvest: 3

Energy restored: 60



TOMATO

Purchase seeds from:

Dazzle Beach and Wild Tangle stalls

Seed price: 8 Star Coins

Growth time: 25 minutes

Waterings required: 2

Sells for: 22 Star Coins

Drops per harvest: 3

Energy restored: 21



TURNIP

Purchase seeds from:

Wild Tangle stall

Seed price: 100 Star Coins

Growth time: 4 hours

Waterings required: 1

Sells for: 187 Star Coins

Drops per harvest: 2

Energy restored: 263



YAM

Purchase seeds from:

Ancient's Landing stall

Seed price: 15 Star Coins

Growth time: 15 minutes

Waterings required: 2

Sells for: 36 Star Coins

Drops per harvest: 1

Energy restored: 83



ZUCCHINI

Purchase seeds from:

Sunlit Plateau stall

Seed price: 30 Star Coins

Growth time: 40 minutes

Waterings required: 2

Sells for: 52 Star Coins

Drops per harvest: 2

Energy restored: 48



TIP

The endgame with crops is to become a professional pumpkin farmer, because pumpkins are the most valuable crop, so it's worth unlocking the Forgotten Lands as soon as you can.

FRUIT

ALMONDS

Location: Trees in

The Grasslands, The Promenade, The Grove, The Lagoon

Growth time: 50

minutes

Drops per harvest: 2

Sells for: 42 Star Coins

Energy restored: 500



APPLE

Location: Trees in the Plaza, Forgotten Lands

Growth time: 20 minutes

Drops per harvest: 3

Sells for: 25 Star Coins

Energy restored: 300



BANANA

Location: Trees in the Peaceful Meadow, Dazzle Beach and Moana Realm

Growth time: 23 minutes

Drops per harvest: 3

Sells for: 29 Star Coins

Energy restored: 350



BLUEBERRY

Location: Bushes in Dazzle Beach and the Forest of Valoro

Growth time: 23 minutes

Drops per harvest: 3

Sells for: 29 Star Coins

Energy restored: 350



CACTOBERRIES

Location: Bushes in The Oasis, The Borderlands

Growth time: 45 minutes

Drops per harvest: 2

Sells for: 34 Star Coins

Energy restored: 400



CHERRY

Location: Trees in the Sunlit Plateau, Frosted Heights

Growth time: 35 minutes

Drops per harvest: 3

Sells for: 42 Star Coins

Energy restored: 500



COCOA BEAN

Location: Trees in The Glade of Trust, Sunlit Plateau

Growth time: 30 minutes
Drops per harvest: 3
Sells for: 38 Star Coins
Energy restored: 450



COCONUT

Location: Trees in Dazzle Beach
Growth time: 33 minutes

Drops per harvest: 3
Sells for: 42 Star Coins
Energy restored: 500



COFFEE BEAN

Location: Bushes in the Glade of Trust
Growth time: 40 minutes

Drops per harvest: 3
Sells for: 36 Star Coins
Energy restored: 425



COSMIC FIGS

Purchase seeds from: Ancient's Landing stall
Growth time: 25 minutes

Drops per harvest: 2
Sells for: 22 Star Coins
Energy restored: 52



DATES

Location: Trees in The Plains, The Wastes, The Oasis, The Borderlands
Growth time: 55 minutes

Drops per harvest: 3
Sells for: 29 Star Coins
Energy restored: 350



DREAMANGO

Location: Trees in The Grove, The Lagoon
Growth time: 1 hour
Drops per harvest: 2

Sells for: 50 Star Coins
Energy restored: 600



DREAMLIGHT FRUIT

Location: Dreamlight Trees in the Sunlit Plateau, Glade of Trust, Frosted Heights and Forgotten Lands

Growth time: 1 day
Drops per harvest: 3
Sells for: 40 Star Coins
Energy restored: 500



GOOSEBERRY

Location: Bushes in the Frosted Heights, Forgotten Lands
Growth time: 40 minutes

Drops per harvest: 3
Sells for: 50 Star Coins
Energy restored: 600



GRAPES

Purchase seeds from: Ancient's Landing stall
Growth time: 20 minutes

Drops per harvest: 3
Sells for: 9 Star Coins
Energy restored: 21



LEMON

Location: Trees in the Forest of Valor, Glade of Trust
Growth time: 27 minutes

Drops per harvest: 3
Sells for: 33 Star Coins
Energy restored: 400



MELON

Purchase seeds from: Glittering Dunes stall
Growth time: 30 minutes

Drops per harvest: 1
Sells for: 93 Star Coins
Energy restored: 88



NESTLING PEAR

Location: Bushes in The Overlook, The Ruins
Growth time: 35 minutes

Drops per harvest: 2
Sells for: 25
Energy restored: 300



PINEAPPLE

Purchase seeds from:
Wild Tangle stall
Growth time: 3 hours


Drops per harvest: 1
Sells for: 532 Star Coins
Energy restored: 168



RASPBERRY

Location: Bushes in the Plaza, Peaceful Meadow
Growth time: 17 minutes

Drops per harvest: 3
Sells for: 21 Star Coins
Energy restored: 275



STRAWBERRY

Location: Bushes in The Docks, The Courtyard, The Overlook, The Ruins
Growth time: 30 minutes

Drops per harvest: 2
Sells for: 23 Star Coins
Energy restored: 275



TIP

Moving all bushes and trees to one area of your Valley will allow you to harvest fruit quickly, without having to travel between multiple biomes.

GRAINS

CANOLA

Purchase seeds from: Forest of Valor and Ancient's Landing stalls
Seed price: 25 Star Coins
Growth time: 35 minutes

Waterings required: 3
Sells for: 109 Star Coins
Drops per harvest: 1
Energy restored: 59



CORN

Purchase seeds from: Dazzle Beach and Glittering Dunes stalls
Seed price: 15 Star Coins
Growth time: 12 minutes

Waterings required: 1
Sells for: 16 Star Coins
Drops per harvest: 2
Energy restored: 30



RICE

Purchase seeds from: Glade of Trust stall
Seed price: 35 Star Coins
Growth time: 50 minutes

Waterings required: 2
Sells for: 61 Star Coins
Drops per harvest: 2
Energy restored: 59



SOYA

Purchase seeds from: Sunlit Plateau stall
Seed price: 60 Star Coins
Growth time: 90 minutes


Waterings required: 2
Sells for: 69 Star Coins
Drops per harvest: 3
Energy restored: 58



SUGARCANE

Purchase seeds from: Dazzle Beach stall
Seed price: 5 Star Coins
Growth time: 7 minutes

Waterings required: 1
Sells for: 19 Star Coins
Drops per harvest: 1
Energy restored: 46



WHEAT

Purchase seeds from: Peaceful Meadow and Ancient's Landing stalls
Seed price: 1 Star Coin
Growth time: 1 minute

Waterings required: 1
Sells for: 2 Star Coins
Drops per harvest: 2
Energy restored: 19



DEVELOPER NOTE

The team loves seeing the inventive ways players optimise their gardens. We're always amazed to see the videos of giant pumpkin farms that cover half the Valley!



SPICES AND HERBS

AGAVE

Location: The Plains, The Wastes, The Oasis, The Borderlands
Sells for: 25 Star Coins
Energy restored: 100



BASIL

Location: Peaceful Meadow
Sells for: 50 Star Coins
Energy restored: 100



CINNAMON

Location: The Grasslands, The Promenade, The Grove, The Lagoon
Sells for: 30 Star Coins
Energy restored: 155



CHRYSANTHEMUM TEA LEAVES

Location: Mulan's Tea Stall
Sells for: 25 Star Coins
Energy restored: 0



CUMIN

Location: The Docks, The Courtyard, The Overlook, The Ruins
Sells for: 15 Star Coins
Energy restored: 90



GINGER

Location: Forgotten Lands
Sells for: 50 Star Coins
Energy restored: 175



MAJESTEA

Location: The Overlook, The Ruins
Sells for: 30 Star Coins
Energy restored: 105



MUSHROOM

Location: Clade of Trust
Sells for: 30 Star Coins
Energy restored: 105



GARLIC

Location: Forest of Valor, The Grove, The Lagoon and the Frozen Realm
Sells for: 50 Star Coins
Energy restored: 135



JASMINE TEA LEAVES

Location: Mulan's Tea Stall
Sells for: 25 Star Coins
Energy restored: 0



MINT

Location: Frosted Heights
Sells for: 50 Star Coins
Energy restored: 155



OOLONG TEA LEAVES

Location: Mulan's Tea Stall
Sells for: 25 Star Coins
Energy restored: 0



OREGANO

Location: The Plaza
Sells for: 50 Star Coins
Energy restored: 95



PAPRIKA

Location: The Oasis, The Borderlands
Sells for: 50 Star Coins
Energy restored: 125



VANILLA

Location: Sunlit Plateau and the Lion King Realm
Sells for: 50 Star Coins
Energy restored: 135



CHEZ REMY'S PANTRY

BUTTER

Price/Sells for: 190 Star Coins
Energy restored: 285



CHEESE

Price/Sells for: 180 Star Coins
Energy restored: 270



EGGS

Price/Sells for: 220 Star Coins
Energy restored: 330



MILK

Price/Sells for: 230 Star Coins
Energy restored: 345



PEANUTS

Price/Sells for: 200 Star Coins
Energy restored: 300



SLUSH ICE

Price/Sells for: 150 Star Coins
Energy restored: 225



SEAFOOD

CLAM

Location: Dazzle Beach
Sells for: 50 Star Coins
Energy restored: 120



OYSTER

Location: Dazzle Beach
Sells for: 50 Star Coins
Energy restored: 250



SCALLOP

Location: Dazzle Beach
Sells for: 50 Star Coins
Energy restored: 125



PROTEIN

PORK

Location: Gaston's Stall
Price/Sells for: 250 Star Coins
Energy restored: 250



POULTRY

Location: Gaston's Stall
Price/Sells for: 500 Star Coins
Energy restored: 250



VENISON

Location: Gaston's Stall
Price/Sells for: 1000 Star Coins
Energy restored: 250



MEALS

Now that you've gathered lots of delicious ingredients, you'll want to start cooking tasty meals so that you can reap the benefits of increased energy, complete quests and even befriend some critters. The following guide will tell you what you can cook, how many stars each meal is worth, how much they sell for and how much energy they restore. Bon Appétit!

Highlighted boxes like this one indicate that a recipe requires one or more ingredients that can only be obtained on Eternity Isle.

APPETISERS

ARENDELIAN PICKLED HERRING

★★★★★

Ingredients: herring, lemon, onion, garlic, any spice
Sells for: 532 Star Coins or more
Energy: 2092 or more



BAOZI

★★★★★

Ingredients: pork, wheat, soya, any spice
Sells for: 503 Star Coins or more
Energy: 842 or more



BARBECUED PRETTY PINK STARFISH

★★★

Ingredients: pretty pink starfish, paprika
Sells for: 1202 Star Coins or more
Energy: 2812 or more



AREPAS CON QUESO

★★★

Ingredients: corn, cheese, agave
Sells for: 309 Star Coins or more
Energy: 770 or more



BARBECUED BRILLIANT BLUE STARFISH

★★★

Ingredients: brilliant blue starfish, mint
Sells for: 1202 Star Coins or more
Energy: 3118 or more



BELL PEPPER PUFFS

★★★

Ingredients: bell pepper, egg, cheese
Sells for: 606 Star Coins or more
Energy: 1272 or more



BULGUR SALAD

★★★★★

Ingredients: wheat, cucumber, tomato, mint, any spice
Sells for: 396 Star Coins or more
Energy: 910 or more



CHEESE PLATTER

★

Ingredients: cheese
Sells for: 216 Star Coins or more
Energy: 482 or more



CHRYSANTHEMUM TEA

★★

Ingredients: chrysanthemum tea leaves, blueberry
Sells for: 69 Star Coins or more
Energy: 644 or more



COFFEE

★

Ingredients: coffee beans
Sells for: 43 Star Coins or more
Energy: 730 or more



CONCH CEVICHE

★★★★★

Ingredients: sea snail, onion, tomato, lemon
Sells for: 712 Star Coins or more
Energy: 2646 or more



BUÑUELOS

★★★★

Ingredients: wheat, cheese, milk, egg
Sells for: 948 Star Coins or more
Energy: 1881 or more



CHILI PEPPER PUFFS

★★★

Ingredients: chili pepper, egg, cheese
Sells for: 669 Star Coins or more
Energy: 1382 or more



CLAM JUICE

★★

Ingredients: clam, tomato
Sells for: 93 Star Coins or more
Energy: 289 or more



COLESLAW

★★

Ingredients: cabbage, carrot
Sells for: 389 Star Coins or more
Energy: 387 or more



CRAB MELTS

★★

Ingredients: crab and cheese
Sells for: 1014 Star Coins or more
Energy: 2549 or more



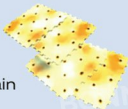
CRACKERS



Ingredients: any grain (rice or wheat)

Sells for: 2 Star Coins or more

Energy: 80 or more



CREAMY SOUP



Ingredients: any spice, milk, potato, any vegetable

Sells for: 568 Star Coins or more

Energy: 1129 or more



CRUDITÉS



Ingredients: one carrot, zucchini, mushroom, bell pepper or cucumber

Sells for: 26 Star Coins or more

Energy: 83 or more



DREAM FIZZ



Ingredients: dreamlight fruit, sugarcane, wheat, slush ice

Sells for: 316 Star Coins or more

Energy: 1550 or more



DUMPLINGS



Ingredients: any meat, wheat, any vegetable, soya

Sells for: 493 Star Coins or more

Energy: 710 or more



EGGPLANT PUFFS



Ingredients: eggplant, egg, cheese

Sells for: 991 Star Coins or more

Energy: 1941 or more



FALAFEL



Ingredients: beans, cumin, garlic

Sells for: 159 Star Coins or more

Energy: 528 or more



FRENCH FRIES



Ingredients: canola, potato

Sells for: 304 Star Coins or more

Energy: 342 or more



GAZPACHO



Ingredients: cucumber, tomato, onion, any spice

Sells for: 556 Star Coins or more

Energy: 821 or more



GREEN SALAD



Ingredients: any vegetable, lettuce

Sells for: 20 Star Coins or more

Energy: 180 or more



GRILLED VEGETABLES



Ingredients: one asparagus, bamboo, broccoli, cabbage, celery, chili pepper, corn, eggplant, flute root, onion, pumpkin, seaweed, spinach, turnip or yam

Sells for: 9 Star Coins or more

Energy: 83 or more



GRILLED VEGGIE PLATTER



Ingredients: any three vegetables except lettuce

Sells for: 33 Star Coins or more

Energy: 161 or more



HARD-BOILED EGGS



Ingredients: an egg

Sells for: 264 Star Coins

Energy: 578



LARGE SEAFOOD PLATTER



Ingredients: any four seafood, a lemon

Sells for: 56 Star Coins or more

Energy: 1810 or more



JASMINE TEA



Ingredients: jasmine tea leaves, sugarcane

Sells for: 56 Star Coins or more

Energy: 127 or more



LATTE



Ingredients: coffee bean, milk

Sells for: 345 Star Coins or more

Energy: 1358 or more



MOCHA



Ingredients: coffee bean, milk, cocoa bean

Sells for: 425 Star Coins or more

Energy: 2246 or more



NUTS & BOLTS



Ingredients: robot fish, almonds

Sells for: 866 Star Coins or more

Energy: 3195 or more



OKRA SOUP



Ingredients: okra

Sells for: 136 Star Coins or more

Energy: 99 or more



ONION PUFFS



Ingredients: onion, egg, cheese

Sells for: 798 Star Coins or more

Energy: 1392 or more



OOLONG TEA



Ingredients:

oolong tea leaves, raspberry

Sells for: 59 Star Coins or more

Energy: 516 or more



OYSTER PLATTER



Ingredients: oyster, lemon

Sells for: 107 Star Coins or more

Energy: 1155 or more



PEPPERMINT TEA



Ingredients: lemon, mint

Sells for: 107 Star Coins or more

Energy: 993 or more



PICKLED HERRING



Ingredients: herring, lemon, onion, any spice

Sells for: 423 Star Coins or more

Energy: 1733 or more



POTATO LEEK SOUP



Ingredients: potato, leek, milk, onion, garlic

Sells for: 1415 Star Coins or more

Energy: 1984



POTATO PUFFS



Ingredients: potato, egg, cheese

Sells for: 736 Star Coins or more

Energy: 1333 or more



POTTAGE



Ingredients: potato, any vegetable, any spice

Sells for: 208 Star Coins or more

Energy: 452 or more



PUMPKIN PUFFS



Ingredients: pumpkin, egg, cheese

Sells for: 1489 Star Coins or more

Energy: 1466 or more



PUMPKIN SOUP



Ingredients: pumpkin, any vegetable, milk, ginger

Sells for: 1428 Star Coins or more

Energy: 1431 or more



PURÉE



Ingredients: potato

Sells for: 151 Star Coins or more

Energy: 230 or more



ROASTED ALMONDS



Ingredients: almonds, agave

Sells for: 86 Star Coins or more

Energy: 1070 or more



ROYAL ICE TEA



Ingredients: slush ice, majesta

Sells for: 234 Star Coins or more

Energy: 610 or more



ROYAL TEA



Ingredients: majesta

Sells for: 36 Star Coins or more

Energy: 218 or more



SAND WORM CARPACCIO PLATE



Ingredients: sand worm, melon

Sells for: 1160 Star Coins or more

Energy: 3004 or more



SEAFOOD APPETIZER



Ingredients: any seafood

Sells for: 1 Star Coin or more

Energy: 242 or more



ROASTED ASPARAGUS



Ingredients: asparagus, canola

Sells for: 313 Star Coins or more

Energy: 221 or more



ROYAL LATTE



Ingredients: milk, majesta

Sells for: 338 Star Coins or more

Energy: 814 or more



SALAD



Ingredients: lettuce

Sells for: 9 Star Coins or more

Energy: 139 or more



SAUTÉED MUSHROOMS



Ingredients: mushroom, butter

Sells for: 286 Star Coins or more

Energy: 712 or more



SEAFOOD PLATTER



Ingredients: any 2 seafood

Sells for: 2 Star Coins or more

Energy: 458 or more



SESAME BALLS



Ingredients: wheat, ginger, rice, soya, seaweed
Sells for: 322 Star Coins or more
Energy: 722 or more

SOUFFLÉ



Ingredients: cheese, egg, milk, butter
Sells for: 1230 Star Coins or more
Energy: 2386 or more

SWEET HERRING



Ingredients: herring, onion
Sells for: 305 Star Coins or more
Energy: 723 or more

THOUSAND NEEDLES



Ingredients: brilliant blue starfish, pretty pink starfish, cactoberries
Sells for: 2497 Star Coins or more
Energy: 5000 or more

TOMATO SOUP



Ingredients: tomato
Sells for: 26 Star Coins or more
Energy: 83 or more

SHAD CEVICHE



Ingredients: shad, onion, tomato, lemon
Sells for: 427 Star Coins or more
Energy: 1696 or more

SPICY SCORPION SKEWER



Ingredients: scorpion, paprika
Sells for: 617 Star Coins or more
Energy: 1792 or more

TAKOYAKI STICK



Ingredients: octopus, seaweed, egg, soya
Sells for: 898 Star Coins or more
Energy: 2164 or more

TOMATO BASIL SOUP



Ingredients: tomato, basil
Sells for: 93 Star Coins or more
Energy: 255 or more

VEGETABLE SOUP



Ingredients: any two vegetables except lettuce
Sells for: 20 Star Coins or more
Energy: 120 or more

VEGETARIAN DUMPLINGS



Ingredients: wheat, soya, any vegetable
Sells for: 109 Star Coins or more
Energy: 225 or more

ENTRÉES

AJIACO



Ingredients: corn, potato, poultry
Sells for: 898 Star Coins or more
Energy: 757 or more

BAKED BEANS



Ingredients: beans, pork
Sells for: 388 Star Coins or more
Energy: 544 or more

BASIL OMELET



Ingredients: basil, egg, cheese, milk
Sells for: 1020 Star Coins or more
Energy: 2035 or more

BIRYANI



Ingredients: poultry, rice, cinnamon, cumin, mint
Sells for: 1049 Star Coins
Energy: 1468

ZUCCHINI PUFFS



Ingredients: zucchini, egg, cheese
Sells for: 632 Star Coins or more
Energy: 1216 or more

APPLE-CIDER-GLAZED SALMON



Ingredients: salmon, sugarcane, apple
Sells for: 271 Star Coins or more
Energy: 1572 or more

BAKED CARP



Ingredients: carp, butter
Sells for: 767 Star Coins or more
Energy: 1894 or more

BEST FISH FOREVER



Ingredients: sea snail, robot fish, celery, cumin
Sells for: 1400 Star Coins or more
Energy: 4420 or more

BLEND OF THE BAYOU



Ingredients: prisma shrimp, rice, celery, butter, any spice
Sells for: 2409 Star Coins or more
Energy: 4238 or more

TIP

Make sure you've stocked up on coal before you start experimenting in the kitchen – you'll need it to fuel your cooking station.

BONY OSSO BUCO

★★★★★

Ingredients: skeleton fish, celery, any vegetable, grapes
Sells for: 272 Star Coins or more
Energy: 1192 or more



BRAISED ABALONE

★★★★★

Ingredients: oyster, sea snail, mushroom, garlic
Sells for: 570 Star Coins or more
Energy: 2500 or more



BRANDADE DE MORUE

★★★★★

Ingredients: cod, potato, milk, lemon, garlic
Sells for: 757 Star Coins or more
Energy: 2336 or more



BUTTER CHICKEN

★★★★★

Ingredients: poultry, tomato, butter, lemon, cumin
Sells for: 1200 Star Coins or more
Energy: 2142 or more



BOUILLABAISSÉ

★★★★★

Ingredients: any 2 seafood, shrimp, tomato, any vegetable
Sells for: 529 Star Coins or more
Energy: 2114 or more



BRAISED BAMBOO SHOOTS

★★★★★

Ingredients: bamboo, canola, soya, ginger
Sells for: 461 Star Coins or more
Energy: 898 or more



BURRITO

★★★★★

Ingredients: any meat, wheat, beans, cumin
Sells for: 473 Star Coins or more
Energy: 809 or more



CARP SALAD

★★★★★

Ingredients: carp, lemon, lettuce
Sells for: 617 Star Coins or more
Energy: 2310 or more



CHEESEBURGER

★★★★★

Ingredients: venison, wheat, cheese, any vegetable
Sells for: 1785 Star Coins or more
Energy: 1113 or more



CHICKEN SOUVLAKI

★★★★★

Ingredients: poultry, lemon, mint, paprika
Sells for: 949 Star Coins or more
Energy: 1816 or more



CLASSIC MAC AND CHEESE

★★★

Ingredients: wheat, cheese
Sells for: 236 Star Coins or more
Energy: 541 or more



COQ EN BARBOUILLE

★★★★★

Ingredients: poultry, onion, any vegetable, grapes
Sells for: 1030 Star Coins or more
Energy: 880 or more



CHEESY CRISPY BAKED COD

★★★

Ingredients: cod, wheat, cheese
Sells for: 303 Star Coins or more
Energy: 840 or more



CHOWDER

★★★★★

Ingredients: seafood, milk, potato, any vegetable
Sells for: 547 Star Coins or more
Energy: 1186 or more



CLUB SANDWICH

★★★★★

Ingredients: pork, poultry, wheat, tomato
Sells for: 1161 Star Coins or more
Energy: 1075 or more



CREAM CHEESE BAGEL

★★★

Ingredients: wheat, cheese, any sweet (agave, cocoa bean, sugarcane, vanilla)
Sells for: 280 Star Coins or more
Energy: 652 or more



CREAMY GARLIC SCALLOPS



Ingredients: scallop, lemon, butter, garlic

Sells for: 484 Star Coins or more

Energy: 1844 or more



CRIMSON BURGER



Ingredients: wheat, any vegetable, ruby lentils

Sells for: 231 Star Coins or more

Energy: 187 or more



CRISPY BAKED COD



Ingredients: cod, wheat

Sells for: 47 Star Coins or more

Energy: 337 or more



DRAGON ROLL MAKI



Ingredients: electric eel, rice, seaweed, any vegetable

Sells for: 1670 Star Coins or more

Energy: 3193 or more



FABULOUS FAJITAS



Ingredients: poultry, wheat, any two vegetables, cumin

Sells for: 851 Star Coins or more

Energy: 852 or more



FISH CREOLE



Ingredients: any fish, any vegetable, garlic, rice, tomato

Sells for: 225 Star Coins or more

Energy: 822 or more



FISH 'N' CHIPS



Ingredients: any fish, wheat, canola, potato

Sells for: 356 Star Coins or more

Energy: 697 or more



FISH PASTA



Ingredients: any fish, garlic, wheat, milk

Sells for: 424 Star Coins or more

Energy: 1282 or more



FISH PIE



Ingredients: any fish, wheat, butter

Sells for: 269 Star Coins or more

Energy: 867 or more



FISH RISOTTO



Ingredients: any fish, rice, butter

Sells for: 352 Star Coins or more

Energy: 939 or more



FISH SALAD



Ingredients: any fish except carp, lemon, lettuce

Sells for: 58 Star Coins or more

Energy: 1140 or more



FISH SANDWICH



Ingredients: any fish except cod, wheat

Sells for: 3 Star Coins or more

Energy: 337 or more



FISH SOUP



Ingredients: any fish, any vegetable, milk

Sells for: 334 Star Coins or more

Energy: 978 or more



FISH STEAK



Ingredients: any fish, tomato, basil

Sells for: 101 Star Coins or more

Energy: 537 or more



FISH TACOS



Ingredients: any fish, corn, chili pepper, cheese

Sells for: 412 Star Coins or more

Energy: 1171 or more



FUGU SUSHI



Ingredients: fugu, rice, seaweed

Sells for: 1373 Star Coins or more

Energy: 3261 or more



GHOSTLY FISH STEAK



Ingredients: here and there fish, lemon, asparagus, bell pepper, oregano

Sells for: 3548 Star Coins

Energy: 3282



GOOD OL' FASHIONED BURGER



Ingredients: venison, wheat, lettuce

Sells for: 1413 Star Coins or more

Energy: 634 or more



TIP

Experiment in the kitchen – you'll likely stumble upon a recipe by accident.

GREEK PIZZA



Ingredients: any spice, tomato, cheese, onion, wheat
Sells for: 622 Star Coins or more
Energy: 1142 or more

GRILLED FISH



Ingredients: any fish
Sells for: 1 Star Coin or more
Energy: 290 or more

GRILLED FISH ENTRÉE



Ingredients: any fish, any vegetable (if you combine herring and onion, you will make Sweet Herring instead)
Sells for: 11 Star Coins or more
Energy: 340 or more

GUMBO



Ingredients: okra, shrimp, chili pepper, tomato, onion
Sells for: 1093 Star Coins or more
Energy: 2226 or more

HAMBURGER STEAK



Ingredients: venison, potato, any vegetable, beans
Sells for: 1774 Star Coins or more
Energy: 855 or more

HAWAIIAN PIZZA



Ingredients: pork, wheat, tomato, cheese, pineapple
Sells for: 1577 Star Coins
Energy: 1506

HEARTY SALAD



Ingredients: lettuce, any two vegetables
Sells for: 33 Star Coins or more
Energy: 224 or more

HORS D'OEUVRES



Ingredients: any spice
Sells for: 18 Star Coins or more
Energy: 194 or more

DID YOU KNOW?

When visiting villagers' houses, check to see if they have a stove. If they do, you can use it to cook up something delicious while you're there!

JERK CHICKEN



Ingredients: poultry, onion, garlic, any spice
Sells for: 1102 Star Coins or more
Energy: 1229 or more

KAPPA MAKI



Ingredients: seaweed, cucumber, rice
Sells for: 335 Star Coins or more
Energy: 462 or more

KRONK'S SPINACH PUFFS



Ingredients: spinach, cheese, canola
Sells for: 461 Star Coins or more
Energy: 750 or more

LANCETFISH PAELLA



Ingredients: lancetfish, any seafood, shrimp, tomato, rice
Sells for: 1653 Star Coins or more
Energy: 4550 or more

LATKES



Ingredients: onion, potato, canola, egg
Sells for: 937 Star Coins or more
Energy: 1280 or more

LEEK SOUP



Ingredients: leek
Sells for: 370 Star Coins or more
Energy: 414 or more

LEMON GARLIC SWORDFISH



Ingredients: swordfish, garlic, lemon
Sells for: 1096 Star Coins or more
Energy: 3713 or more

LIONESS FEAST




Ingredients: here and there fish, mushroom, tomato, oregano
Sells for: 3108 Star Coins or more
Energy: 2368 or more

LOBSTER ROLL



Ingredients: lobster, wheat, lemon, butter, garlic
Sells for: 1959 Star Coins or more
Energy: 4928 or more

LO-FRIES



Ingredients: flute root, yam, canola
Sells for: 358 Star Coins or more
Energy: 387 or more

MAGURO SUSHI



Ingredients: tuna, seaweed, rice, ginger

Sells for: 338 Star Coins or more

Energy: 1206 or more



MAKI



Ingredients: any fish except salmon or fugu, seaweed, rice

Sells for: 114 Star Coins or more

Energy: 471 or more



MARGHERITA PIZZA



Ingredients: tomato, cheese, wheat, any spice

Sells for: 328 Star Coins or more

Energy: 809 or more



MARVELOUS JAM



Ingredients: dreamlight fruit, wheat

Sells for: 54 Star Coins or more

Energy: 932 or more



MEAT PIE



Ingredients: any meat, wheat, butter

Sells for: 618 Star Coins or more

Energy: 1047 or more



MEATY TACO



Ingredients: venison, chili pepper, any vegetable, corn, cumin

Sells for: 1785 Star Coins or more

Energy: 1112 or more



MEDITERRANEAN SALAD



Ingredients: cucumber, tomato, onion, lettuce, any spice

Sells for: 597 Star Coins or more

Energy: 966 or more



MILKY WAY STEW



Ingredients: rainbow trout, milk, turnip, cosmic figs

Sells for: 733 Star Coins or more

Energy: 1872 or more



MOQUECA DE PIRARUCU



Ingredients: pirarucu, any two vegetables, coconut

Sells for: 1024 Star Coins or more

Energy: 3453 or more



MUSHROOM PIZZA



Ingredients: wheat, tomato, cheese, mushroom

Sells for: 351 Star Coins or more

Energy: 837 or more



MUSHU'S CONGEE



Ingredients: rice, egg, mushroom,

garlic, ginger

Sells for: 657 Star Coins

Energy: 1658



OMELET



Ingredients: egg, cheese, milk

Sells for: 882 Star Coins or more

Energy: 1751 or more



PAN-SEARED BASS & VEGETABLES



Ingredients: bass, any two vegetables

Sells for: 57 Star

Coins or more

Energy: 394 or more



PASTA



Ingredients: wheat, tomato

Sells for: 30 Star Coins or more

Energy: 117 or more



NACHOS



Ingredients: corn, cheese, chili pepper

Sells for: 383 Star Coins or more

Energy: 842 or more



PAN-FRIED ANGLER FISH



Ingredients: anglerfish, tomato, zucchini, potato

Sells for: 2550 Star Coins or more

Energy: 4194 or more



PAN-SEARED TILAPIA & VEGETABLES



Ingredients: tilapia, any two vegetables

Sells for: 862 Star Coins or more

Energy: 2194 or more



PASTA WITH HERBS



Ingredients: wheat, butter, any spice

Sells for: 289 Star Coins or more

Energy: 759 or more



DEVELOPER NOTE

Mushu's Congee is a great example of the sort of Disney-inspired meal we try to add wherever possible!



PEANUT BUTTER SANDWICH



Ingredients: peanut, wheat
Sells for: 262 Star Coins or more
Energy: 592 or more



PESTO WITH LINGUINE



Ingredients: wheat, butter, garlic, oregano
Sells for: 438 Star Coins or more
Energy: 1063 or more



PIQUANT PIRANHA SOUP



Ingredients: piranha, chili pepper, bamboo
Sells for: 2041 Star Coins or more
Energy: 4001 or more



POACHED BASIL-BUTTER STURGEON



Ingredients: white sturgeon, basil, lemon, butter
Sells for: 2284 Star Coins or more
Energy: 4961 or more



PORRIDGE WITH FRUITS



Ingredients: milk, wheat, any fruit
Sells for: 336 Star Coins or more
Energy: 742 or more



PULLED PORK



Ingredients: pork, onion, tomato, oregano
Sells for: 738 Star Coins or more
Energy: 1021 or more



PIZZA



Ingredients: wheat, tomato, cheese
Sells for: 284 Star Coins or more
Energy: 607 or more



PORRIDGE



Ingredients: milk, wheat
Sells for: 301 Star Coins or more
Energy: 668 or more



POUTINE



Ingredients: potato, canola, cheese
Sells for: 580 Star Coins or more
Energy: 845 or more



PUPUSAS REVUELTAS



Ingredients: poultry, corn, beans
Sells for: 790 Star Coins or more
Energy: 627 or more



RAINBOULLABAISSÉ



Ingredients: prisma shrimp, any seafood, rainbow trout, tomato, any vegetable
Sells for: 2087 Star Coins or more
Energy: 4174 or more



RANCH SALAD



Ingredients: lettuce, bell pepper, corn, tomato, onion
Sells for: 396 Star Coins
Energy: 714



RHAPSODY ROLL



Ingredients: rice, flute root, seaweed, any vegetable
Sells for: 301 Star Coins or more
Energy: 335 or more



ROYAL BURGER



Ingredients: pork, venison, wheat, any vegetable, cheese
Sells for: 2303 Star Coins or more
Energy: 1670 or more



SAKE MAKI



Ingredients: rice, salmon, seaweed
Sells for: 323 Star Coins or more
Energy: 1101 or more



RAMEN



Ingredients: pork, wheat, egg
Sells for: 660 Star Coins or more
Energy: 1128 or more



RATATOUILLE



Ingredients: tomato, eggplant, onion, zucchini, any spice
Sells for: 906 Star Coins or more
Energy: 1562 or more



ROAST



Ingredients: any meat
Sells for: 300 Star Coins or more
Energy: 450 or more



RUBY MASOOR DAL



Ingredients: chili pepper, tomato, ruby lentils
Sells for: 357 Star Coins or more
Energy: 405 or more



SAKE SUSHI



Ingredients: salmon, rice
Sells for: 274 Star Coins or more
Energy: 1000 or more



SAND STEW



Ingredients: dunebopper, sand fish, sand worm, any vegetable, any spice
Sells for: 2244 Star Coins or more
Energy: 5000 or more



SAUSAGE AND SAUERKRAUT PLATTER



Ingredients: pork, cabbage, potato
Sells for: 884 Star Coins or more
Energy: 958 or more



SAVORY FISH



Ingredients: any fish, lemon
Sells for: 43 Star Coins or more
Energy: 985 or more



SCHNITZEL



Ingredients: poultry, wheat, canola
Sells for: 854 Star Coins or more
Energy: 640 or more



SCRAMBLED EGG



Ingredients: egg, cheese
Sells for: 520 Star Coins or more
Energy: 1070 or more



SEAFOOD PASTA



Ingredients: seafood, wheat, milk
Sells for: 325 Star Coins or more
Energy: 921 or more



SEAFOOD PIE



Ingredients: any seafood, wheat, butter
Sells for: 269 Star Coins or more
Energy: 813 or more



SEAFOOD SALAD



Ingredients: lettuce, any seafood
Sells for: 11 Star Coins or more
Energy: 349 or more



SEAFOOD SOUP



Ingredients: any two vegetables, any seafood
Sells for: 23 Star Coins or more
Energy: 340 or more



SEARED RAINBOW TROUT



Ingredients: rainbow trout, tomato, onion
Sells for: 338 Star Coins or more
Energy: 889 or more



SESAME SEED BAGEL



Ingredients: wheat, any sweet
Sells for: 26 Star Coins or more
Energy: 160 or more



SHISH TAOUK



Ingredients: poultry, rice, lemon garlic, oregano
Sells for: 1109 Star Coins
Energy: 1928



SHAWARMA



Ingredients: venison, rice, lemon, cinnamon, garlic
Sells for: 1877 Star Coins
Energy: 2048



SIMPLE FRIED PERCH



Ingredients: perch, wheat, butter
Sells for: 380 Star Coins or more
Energy: 1317 or more



SMOKED PEANUTS AND ANGLERFISH



Ingredients: peanuts, anglerfish
Sells for: 2210 Star Coins or more
Energy: 3960 or more



SOLE MEUNIÈRE



Ingredients: sole, wheat, butter, lemon
Sells for: 637 Star Coins or more
Energy: 2337 or more



SPAGHETTI ARRABBIATA



Ingredients: wheat, tomato, chili pepper
Sells for: 141 Star Coins or more
Energy: 373 or more



SPICY BAKED BREAM



Ingredients: bream, chili pepper, butter
Sells for: 767 Star Coins or more
Energy: 2075 or more



STEAMED FUGU



Ingredients: fugu, ginger, garlic
Sells for: 1400 Star Coins or more
Energy: 3668 or more



SUSHI



Ingredients: any fish except salmon, rice
Sells for: 80 Star Coins or more
Energy: 405 or more



SWEET & SOUR KINGFISH STEAK

★★★★★

Ingredients: kingfish, sugarcane, lemon
Sells for: 702 Star Coins or more
Energy: 2292 or more



SWEET AND SOUR STIR-FRY

★★★★★★

Ingredients: poultry, broccoli, canola, dreamango, pineapple
Sells for: 2148 Star Coins
Energy: 2350



SWEET UDON

★★★★★

Ingredients: dreamlight fruit, rice, any seafood, any sweet
Sells for: 180 Star Coins or more
Energy: 1427 or more



TAMAGOYAKI

★★★

Ingredients: egg, sugarcane
Sells for: 310 Star Coins or more
Energy: 689 or more



TANDOORI CHICKEN

★★★★★

Ingredients: chili pepper, poultry, cumin, paprika
Sells for: 964 Star Coins or more
Energy: 1199 or more



TASTY SALAD

★★★★★

Ingredients: lettuce, cucumber, any vegetable, any spice
Sells for: 284 Star Coins or more
Energy: 641 or more



TASTY VEGGIES

★★★

Ingredients: any vegetable, any spice
Sells for: 29 Star Coins or more
Energy: 238 or more



TEKKA MAKI

★★★★★

Ingredients: tuna, soya, seaweed, rice
Sells for: 366 Star Coins or more
Energy: 984 or more



TERIYAKI SALMON

★★★★★★

Ingredients: soya, salmon, sugarcane, rice, ginger
Sells for: 557 Star Coins
Energy: 1726



TOFU

★

Ingredients: soya
Sells for: 82 Star Coins or more
Energy: 142 or more



TOURTIÈRE

★★★★★

Ingredients: venison, wheat, potato, any vegetable
Sells for: 1704 Star Coins or more
Energy: 814 or more



TUNA BURGER

★★★★★★

Ingredients: tuna, wheat, onion, any vegetable, lemon
Sells for: 491 Star Coins or more
Energy: 1922 or more



TURKEY LEG

★★★★★

Ingredients: poultry, cumin, paprika, agave
Sells for: 884 Star Coins or more
Energy: 1123 or more



TURNIP TARTIFLETTE

★★★

Ingredients: pork, turnip, cheese
Sells for: 863 Star Coins or more
Energy: 1459 or more



VEGETARIAN PIZZA

★★★★★★

Ingredients: tomato, cheese, wheat, any two vegetables
Sells for: 350 Star Coins or more
Energy: 754 or more



VEGETARIAN STEW

★★★

Ingredients: potato, carrot, onion
Sells for: 475 Star Coins or more
Energy: 617 or more



VEGETARIAN TACO

★★★★★

Ingredients: corn, chili pepper, cheese, any vegetable
Sells for: 423 Star Coins or more
Energy: 925 or more



VEGETARIAN TURNIP TARTIFLETTE

★★★

Ingredients: mushroom, turnip, soya
Sells for: 399 Star Coins or more
Energy: 816 or more



VEGGIE CASSEROLE

★★★★★

Ingredients: any two vegetables, cheese, any spice
Sells for: 316 Star Coins or more
Energy: 812 or more



VEGGIE PASTA

★★★

Ingredients: tomato, wheat, any vegetable
Sells for: 43 Star Coins or more
Energy: 158 or more



VEGGIE PIE



Ingredients: any vegetable, butter, wheat

Sells for: 279 Star Coins or more

Energy: 634 or more



VEGGIE SKEWERS



Ingredients: bell pepper, mushroom, zucchini, onion

Sells for: 427 Star Coins or more

Energy: 767 or more



WALLEYE EN PAPILLOTE



Ingredients: walleye, basil, oregano, any vegetable

Sells for: 1812 Star Coins or more

Energy: 3689 or more



WONTON SOUP



Ingredients: egg, shrimp, wheat, onion

Sells for: 1038 Star Coins or more

Energy: 2415 or more



YAKISOBA



Ingredients: pork, wheat, cabbage

Sells for: 710 Star Coins or more

Energy: 789 or more



DESSERTS

APPLE PIE



Ingredients: apple, wheat, butter

Sells for: 303 Star Coins or more

Energy: 1137 or more



APPLE SAUCE



Ingredients: apple, cinnamon

Sells for: 71 Star Coins or more

Energy: 823 or more



APPLE SORBET



Ingredients: slush ice, apple, sugarcane

Sells for: 271 Star Coins or more

Energy: 1077 or more



AURORA'S CAKE



Ingredients: wheat, sugarcane, egg, milk, any fruit

Sells for: 767 Star Coins or more

Energy: 1572 or more



DEVELOPER NOTE

The Spring Egg event gave us some egg-cellent opportunities to make terrible puns.

BANANA ICE CREAM



Ingredients: slush ice, milk, sugarcane, banana

Sells for: 641 Star Coins or more

Energy: 1884 or more



BANANA PIE



Ingredients: banana, wheat, butter

Sells for: 308 Star Coins or more

Energy: 1227 or more



BANANA SPLIT



Ingredients: slush ice, milk, banana, sugarcane, any sweet

Sells for: 714 Star Coins or more

Energy: 2074 or more



BASIL BERRY SALAD



Ingredients: blueberry, strawberry, basil

Sells for: 142 Star Coins or more

Energy: 1355 or more



BEIGNETS



Ingredients: canola, wheat, egg, sugarcane

Sells for: 524 Star Coins or more

Energy: 912 or more



BERRY SALAD



Ingredients: raspberry, blueberry, gooseberry

Sells for: 139 Star Coins or more

Energy: 2255 or more



BIRTHDAY CAKE



Ingredients: wheat, sugarcane, egg, butter, cocoa bean

Sells for: 749 Star Coins or more

Energy: 2310 or more



BISCUITS



Ingredients: wheat, sugarcane, butter

Sells for: 294 Star Coins or more

Energy: 679 or more



BLUEBERRY PIE



Ingredients: blueberry, wheat, butter

Sells for: 308 Star Coins or more

Energy: 1227 or more



BOBA TEA



Ingredients: sugarcane, milk

Sells for: 323 Star Coins or more

Energy: 714 or more



CANDY



Ingredients: any sweet
Sells for: 22 Star Coins or more
Energy: 123 or more



CARAMEL APPLES



Ingredients: sugarcane, apple
Sells for: 56 Star Coins or more
Energy: 638 or more



CARROT CAKE



Ingredients: carrot, wheat, egg, sugarcane
Sells for: 427 Star Coins or more
Energy: 908 or more



CHEESECAKE



Ingredients: cheese, wheat, sugarcane, any fruit
Sells for: 314 Star Coins or more
Energy: 725 or more



CHOCOLATE CHIP COOKIES



Ingredients: cocoa bean, wheat, sugarcane, butter
Sells for: 373 Star Coins or more
Energy: 1569 or more



CANNOLI



Ingredients: wheat, cheese, egg, vanilla
Sells for: 678 Star Coins or more
Energy: 1482 or more



CARAMEL MACARONS



Ingredients: almonds, eggs, agave
Sells for: 401 Star Coins or more
Energy: 1724 or more



CHARLOTTE CAKE



Ingredients: wheat, strawberry, agave
Sells for: 69 Star Coins or more
Energy: 759 or more



CHERRY PIE



Ingredients: cherry, wheat, butter
Sells for: 326 Star Coins or more
Energy: 1497 or more



CHOCOLATE ICE CREAM




Ingredients: slush ice, milk, sugarcane, cocoa bean
Sells for: 655 Star Coins or more
Energy: 2074 or more



CHOCOLATE MACARONS



Ingredients: almonds, egg, cocoa bean
Sells for: 419 Star Coins or more
Energy: 2354 or more



CINNAMON DONUT



Ingredients: wheat, egg, cinnamon, any sweet
Sells for: 406 Star Coins or more
Energy: 1094 or more



COCONUT CAKE



Ingredients: coconut, wheat, egg, sugarcane
Sells for: 424 Star Coins or more
Energy: 1750 or more



COTTON CANDY



Ingredients: agave, sugarcane
Sells for: 56 Star Coins or more
Energy: 298 or more



CROISSANT



Ingredients: wheat, butter
Sells for: 249 Star Coins or more
Energy: 566 or more



CHOCOLATE WAFFLES



Ingredients: cocoa bean, wheat, egg, milk
Sells for: 735 Star Coins or more
Energy: 2223 or more



COCONUT BOBA TEA



Ingredients: sugarcane, milk, coconut
Sells for: 406 Star Coins or more
Energy: 1653 or more



COCONUT ICE CREAM



Ingredients: slush ice, milk, sugarcane, coconut
Sells for: 661 Star Coins or more
Energy: 2169 or more



CREPE



Ingredients: wheat, egg, milk, vanilla
Sells for: 753 Star Coins or more
Energy: 1624 or more



CUPCAKES



Ingredients: wheat, egg, cherry, agave
Sells for: 433 Star Coins or more
Energy: 1853 or more



DANISH



Ingredients: wheat, butter, any two fruits

Sells for: 314 Star Coins or more

Energy: 705 or more

DREAM ICE CREAM



Ingredients: slush ice, milk, dreamlight fruit

Sells for: 588 Star Coins or more

Energy: 1976 or more

GOOSEBERRY BOBA TEA



Ingredients: sugarcane, milk, gooseberry

Sells for: 418 Star Coins or more

Energy: 1833 or more

GOURMET GRUBS



Ingredients: sea snail, sand worm, scorpion

Sells for: 2065 Star Coins or more

Energy: 5000 or more

DREAMANGO BOBA TEA



Ingredients: milk, dreamango, sugarcane

Sells for: 418 Star Coins or more

Energy: 1833 or more

FRENCH MACARONS



Ingredients: almonds, eggs

Sells for: 340 Star Coins or more

Energy: 1461 or more

FRUIT MILKSHAKE



Ingredients: slush ice, milk, any fruit

Sells for: 544 Star Coins or more

Energy: 1113 or more

FRUIT SALAD



Ingredients: any fruit except coffee

Sells for: 10 Star Coins or more

Energy: 83 or more

FRUIT SORBET



Ingredients: slush ice, any fruit (lemon will make lemon sorbet)

Sells for: 206 Star Coins or more

Energy: 467 or more

FRUITCAKE



Ingredients: wheat, any three fruit

Sells for: 42 Star Coins or more

Energy: 203 or more

GRAY STUFF



Ingredients: any dairy or oil except spring V-EGGatable and milk, sugarcane, cocoa bean

Sells for: 114 Star Coins or more

Energy: 1008 or more

ICE CREAM



Ingredients: slush ice, milk, sugarcane

Sells for: 558 Star Coins or more

Energy: 1158 or more

HOT COCOA



Ingredients: sugarcane, milk, cocoa bean

Sells for: 401 Star Coins or more

Energy: 1563 or more

JAM MACARONS



Ingredients: almonds, egg, any fruit

Sells for: 378 Star Coins or more

Energy: 1581 or more

GINGERBREAD HOUSE



Ingredients: wheat, ginger, sugarcane, vanilla, egg

Sells for: 545 Star Coins

Energy: 1460

GLAZED DONUT



Ingredients: wheat, egg, any sweet

Sells for: 336 Star Coins or more

Energy: 760 or more

JAM WAFFLES



Ingredients: wheat, egg, milk, any fruit

Sells for: 691 Star Coins or more

Energy: 1407 or more

KANELBULLE



Ingredients: wheat, butter, egg, cinnamon

Sells for: 663 Star Coins or more

Energy: 1548 or more

KOUIGN-AMANN



Ingredients: wheat, two butter, agave

Sells for: 610 Star Coins or more

Energy: 1358 or more

LEMON SORBET



Ingredients: slush ice, lemon

Sells for: 237 Star Coins or more

Energy: 1112 or more

MAAMOULS

★★★★

Ingredients: wheat, almonds, dates
Sells for: 100 Star Coins or more
Energy: 1614 or more



MAKROUT

★★★★★

Ingredients: wheat, canola, dates, cinnamon
Sells for: 254 Star Coins or more
Energy: 1157 or more



MELON BOBA TEA

★★★★

Ingredients: milk, melon, sugarcane
Sells for: 478 Star Coins or more
Energy: 911 or more



MERINGUE PIE

★★★★★

Ingredients: lemon, wheat, egg, butter
Sells for: 667 Star Coins or more
Energy: 2014 or more



MERMAID CUPCAKE

★★★★★★

Ingredients: milk, sugarcane, scallop
Sells for: 785 Star Coins or more
Energy: 1690 or more



MINNIE CUPCAKE

★★★★★★

Ingredients: milk, wheat, butter, sugarcane, apple
Sells for: 745 Star Coins or more
Energy: 2040 or more



MINNIE'S GINGERBREAD COOKIES

★★★

Ingredients: wheat, ginger
Sells for: 67 Star Coins or more
Energy: 379 or more



MINT BOBA TEA

★★★

Ingredients: sugarcane, milk, mint
Sells for: 418 Star Coins or more
Energy: 1032 or more



MINT CANDY

★★★

Ingredients: mint, sugarcane
Sells for: 89 Star Coins or more
Energy: 391 or more



MINT CHOCOLATE

★★★★★

Ingredients: mint, sugarcane, butter, cocoa bean
Sells for: 445 Star Coins or more
Energy: 1827 or more



MINT SORBET

★★★

Ingredients: slush ice, mint
Sells for: 260 Star Coins or more
Energy: 695 or more



MOONCAKE

★★★★★

Ingredients: wheat, canola, beans, agave
Sells for: 276 Star Coins or more
Energy: 465 or more



'MY HERO' COOKIE

★★★★

Ingredients: wheat, butter, any sweet (using sugarcane will make biscuits)
Sells for: 294 Star Coins or more
Energy: 679 or more



NESTLING CREPE

★★★★★

Ingredients: wheat, egg, milk, nestling pear
Sells for: 715 Star Coins or more
Energy: 1938 or more



PASTÉIS DE NATA

★★★★★

Ingredients: corn, egg, milk, vanilla
Sells for: 774 Star Coins or more
Energy: 1645 or more



PASTRY CREAM AND FRUITS

★★★★★★

Ingredients: milk, sugarcane, any three fruit
Sells for: 440 Star Coins or more
Energy: 958 or more



PAWPSICLE

★★★★

Ingredients: slush ice, sugarcane, any fruit
Sells for: 248 Star Coins or more
Energy: 574 or more



PEANUT BUTTER WAFFLES

★★★★★

Ingredients: wheat, egg, milk, peanut
Sells for: 978 Star Coins or more
Energy: 1938 or more



PEAR UPSIDE-DOWN CAKE

★★★★

Ingredients: wheat, egg, nestling pear
Sells for: 345 Star Coins or more
Energy: 1218 or more



PINEAPPLE SOFT SERVE

★★★

Ingredients: slush ice, pineapple
Sells for: 886 Star Coins or more
Energy: 717 or more



PLAIN SNOW CONES



Ingredients: slush ice
Sells for: 180 Star Coins or more
Energy: 410 or more



POPCORN



Ingredients: corn, canola
Sells for: 161 Star Coins or more
Energy: 201 or more



PRINCESS AURORA RASPBERRY CUPCAKE



Ingredients: milk, wheat,
butter, sugarcane, raspberry
Sells for: 738 Star Coins or more
Energy: 1990 or more



RASPBERRY BOBA TEA



Ingredients: sugarcane,
milk, raspberry
Sells for: 377 Star Coins or more
Energy: 1248 or more



RASPBERRY JAM SANDWICH



Ingredients: wheat, raspberry
Sells for: 29 Star Coins or more
Energy: 549 or more



RED FRUIT PIE



Ingredients: wheat, butter, one of
either coconut, coffee bean, lemon,
raspberry or grape
Sells for: 280 Star Coins or more
Energy: 634 or more



RED FRUIT SORBET



Ingredients: slush ice,
raspberry, gooseberry, sugarcane
Sells for: 359 Star Coins or more
Energy: 2226 or more



RED VELVET



Ingredients: wheat, cheese, egg,
cocoa bean, vanilla
Sells for: 783 Star Coins or more
Energy: 2458 or more



ROOT BEER



Ingredients: ginger,
sugarcane, vanilla
Sells for: 166 Star Coins or more
Energy: 690 or more



SHAKE



Ingredients: any dairy
and oil (cheese will make
cheese platter, egg will make
hard-boiled eggs, soya will make tofu)
Sells for: 30 Star Coins or more
Energy: 109 or more



SNOW WHITE'S GOOSEBERRY PIE



Ingredients: wheat,
butter, gooseberry
Sells for: 338 Star Coins or more
Energy: 1677 or more



SOUR SNOW CONES



Ingredients: slush ice,
lemon, sugarcane
Sells for: 282 Star Coins or more
Energy: 1257 or more



SPACESHIP EARTH CUPCAKE




Ingredients: milk, wheat,
butter, sugarcane, coconut
Sells for: 772 Star Coins or more
Energy: 2440 or more



SPICY MACARONS



Ingredients: chili
pepper, almonds, eggs
Sells for: 475 Star Coins or more
Energy: 1796 or more



SPRING CHOCOLATE



Ingredients: spring V-EGG-etable,
sugarcane, cocoa bean
Sells for: 254 Star Coins or more
Energy: 1392 or more



SPIKY BERRY PIE




Ingredients: wheat, butter,
cactoberries, strawberry, any spice
Sells for: 421 Star Coins or more
Energy: 2188 or more



SPRING EGG BOWL



Ingredients: egg-cellent
fruit, spring V-EGG-etable, wild
spring egg, cocoa bean, sugarcane
Sells for: 370 Star Coins
Energy: 1942



SPRING MIMOSA EGGS



Ingredients: spring V-EGG-etable,
wild spring egg, egg-cellent fruit, basil
Sells for: 336 Star Coins or more
Energy: 1095 or more



STELLAR MILKSHAKE



Ingredients: slush ice, milk, cosmic figs
Sells for: 562 Star Coins or more
Energy: 1169 or more



STITCH CUPCAKE



Ingredients: milk, wheat, butter, sugarcane, blueberry
Sells for: 751 Star Coins or more
Energy: 2140 or more



STRAWBERRY PIE



Ingredients: wheat, butter, strawberry
Sells for: 300 Star Coins or more
Energy: 1092 or more



STRAWBERRY SHORTCAKE



Ingredients: wheat, egg, strawberry
Sells for: 342 Star Coins or more
Energy: 1173 or more



STUFFED DATES



Ingredients: almonds, dates
Sells for: 91 Star Coins or more
Energy: 1495 or more



SUGAR-FREE BANANA MUFFIN



Ingredients: wheat, banana
Sells for: 39 Star Coins or more
Energy: 677 or more



SUGAR-FREE BLUEBERRY MUFFIN



Ingredients: wheat, blueberry
Sells for: 39 Star Coins or more
Energy: 677 or more



SUGAR-FREE FRUIT EXPLOSION MUFFIN



Ingredients: wheat, any two fruits, agave
Sells for: 66 Star Coins or more
Energy: 354 or more



SUGAR-FREE FRUIT MUFFIN



Ingredients: wheat, any fruit except banana and blueberry
Sells for: 13 Star Coins or more
Energy: 117 or more



SWEET POPCORN



Ingredients: corn, canola, agave
Sells for: 209 Star Coins or more
Energy: 390 or more



SWEET SLUSH



Ingredients: slush ice, any sweet
Sells for: 219 Star Coins or more
Energy: 510 or more



SWEET TOFU



Ingredients: soya, any fruit
Sells for: 100 Star Coins or more
Energy: 183 or more



TAIYAKI



Ingredients: sand fish, beans
Sells for: 102 Star Coins or more
Energy: 374 or more



TROPICAL POP



Ingredients: slush ice, any fruit, sugarcane, coconut
Sells for: 329 Star Coins or more
Energy: 1553 or more



VANILLA ICE CREAM



Ingredients: slush ice, milk, sugarcane, vanilla
Sells for: 673 Star Coins or more
Energy: 1475 or more



VANILLA MACARONS



Ingredients: almonds, egg, vanilla
Sells for: 436 Star Coins or more
Energy: 1787 or more



WAFFLES



Ingredients: wheat, milk, egg, sugarcane
Sells for: 706 Star Coins or more
Energy: 1455 or more



WEDDING CAKE




Ingredients: butter, sugarcane, vanilla, egg, wheat
Sells for: 769 Star Coins or more
Energy: 1680 or more



WHIMSICAL PIE



Ingredients: dreamlight fruit, wheat, butter
Sells for: 324 Star Coins or more
Energy: 1497 or more



WONDERLAND COOKIES



Ingredients: butter, sugarcane, vanilla, wheat
Sells for: 391 Star Coins or more
Energy: 970 or more



YULE LOG




Ingredients: wheat, cocoa bean, vanilla, cherry
Sells for: 198 Star Coins or more
Energy: 2147 or more



GEMS

Gems are rare minerals that can be sold to earn Star Coins, or used to craft a variety of decorative items, from streetlamps to snowmen. You can gather gems by mining the rock spots around your Valley with a pickaxe. Here's a handy guide to every gem, where you can find it and what it sells for.



ALEXANDRITE




Location:
The Wastes,
The Oasis
Sells for:
350 Star Coins

SHINY ALEXANDRITE



Location:
The Wastes,
The Oasis
Sells for:
1400 Star Coins

AMETHYST



Location:
Forgotten Lands,
Frosted Heights
Sells for:
500 Star Coins

SHINY AMETHYST



Location:
Forgotten Lands,
Frosted Heights
Sells for:
2000 Star Coins

AQUAMARINE



Location:
Dazzle Beach,
Forest of Valor
Sells for:
250 Star Coins

SHINY AQUAMARINE



Location:
Dazzle Beach,
Forest of Valor
Sells for:
1000 Star Coins

BLUE ZIRCON



Location:
The Lagoon
Sells for:
500 Star Coins

SHINY BLUE ZIRCON



Location:
The Lagoon
Sells for:
2000 Star Coins

BUMBLESTONE



Location:
The Borderlands
Sells for:
400 Star Coins

SHINY BUMBLESTONE



Location:
The Borderlands
Sells for:
1600 Star Coins

CITRINE



Location:
Sunlit Plateau,
Clade of Trust
Sells for:
380 Star Coins

SHINY CITRINE




Location:
Sunlit Plateau,
Clade of Trust
Sells for:
1520 Star Coins

DIAMOND



Location:
Forgotten Lands
Sells for:
600 Star Coins

SHINY DIAMOND



Location:
Forgotten Lands
Sells for:
2400 Star Coins

EMERALD



Location:
Forest of Valor,
Clade of Trust
Sells for:
325 Star Coins

SHINY EMERALD



Location:
Forest of Valor,
Clade of Trust
Sells for:
1300 Star Coins

EVERGEM



Location:
The Ruins
Sells for:
300 Star Coins

SHINY EVERGEM



Location:
The Ruins
Sells for:
1200 Star Coins

GARNET



Location:
Peaceful Meadow,
Plaza, The Plains,
The Wastes
Sells for:
160 Star Coins

SHINY GARNET



Location:
Peaceful Meadow,
Plaza, The Plains,
The Wastes
Sells for:
640 Star Coins

JADE




Location:
The Courtyard,
The Overlook
Sells for:
250 Star Coins

SHINY JADE



Location:
The Courtyard,
The Overlook
Sells for:
1000 Star Coins

ONYX




Location:
Randomly at any
rock spot
Sells for:
300 Star Coins

TIP


Remember to
take a mining
companion
with you
when
hunting for
gems – you'll
get additional
drops!

TOPAZ



Location:
Plaza, The Docks,
The Courtyard
Sells for:
240 Star Coins

SHINY TOPAZ



Location:
Plaza, The Docks,
The Courtyard
Sells for:
960 Star Coins

TOURMALINE



Location:
Frosted Heights,
Sunlit Plateau
Sells for:
420 Star Coins

SHINY TOURMALINE



Location:
Frosted Heights,
Sunlit Plateau
Sells for:
1680 Star Coins

PERIDOT




Location:
Dazzle Beach,
Peaceful
Meadow, The
Grasslands, The
Promenade
Sells for:
200 Star Coins

SHINY PERIDOT



Location:
Dazzle Beach,
Peaceful
Meadow, The
Grasslands, The
Promenade
Sells for:
800 Star Coins

RUBY



Location:
The Vitalys
Mines in the
Sunlit Plateau
Sells for:
350 Star Coins

SHINY RUBY



Location:
The Vitalys
Mines in the
Sunlit Plateau
Sells for:
1400 Star Coins

SAPPHIRE



Location:
The Vitalys
Mines
Sells for:
350 Star Coins

SHINY SAPPHIRE



Location:
The Vitalys Mines
Sells for:
1400 Star Coins

SPINEL



Location:
The Promenade,
The Grove
Sells for:
450 Star Coins

SHINY SPINEL



Location:
The Promenade,
The Grove
Sells for:
1800 Star Coins



VITALYS CRYSTAL



Location: The
Vitalys Mines
Sells for:
30 Star Coins

TIP

Make sure to
mine all rock
spots, not just
the ones where
you can see
gems sticking
out – a lack of
visible gems
doesn't mean
there are no
gems inside!

FORAGING

Foraging is fun, and it's the key to being able to craft all sorts of wonderful items, from Dreamlight and potions to furniture and paving! All you need is your Royal Tools, a sense of inquisitiveness and some space in your inventory. Let's take a look at what you can find, where it's located and how much it sells for, then you can have fun discovering what each can be used to craft.

CRAFTING MATERIALS

AMBER



Location: in the ground in The Grasslands, The Promenade, The Grove, The Lagoon
Sells for: 30 Star Coins

BONES



Location: in the ground and open water in The Plains, The Wastes, The Oasis, The Borderlands
Sells for: 20 Star Coins

CLAY



Location: in the ground in the Glade of Trust, Sunlit Plateau, Forgotten Lands
Sells for: 20 Star Coins

COAL ORE



Location: rock spots in all biomes
Sells for: 5 Star Coins

COPPER



Location: rock spots in The Docks, The Courtyard, The Overlook, The Ruins, The Plains, The Wastes, The Oasis, The Borderlands, The Grasslands, The Promenade, The Grove, The Lagoon
Sells for: 15 Star Coins

TIP

Remember to bring your highest level foraging friend with you for extra drops!



DEVELOPER NOTE

With the A Rift In Time expansion, we tried to add foraging materials connected to the central theme of 'time' wherever we could. Amber represents things that are frozen and preserved, while bones represent the passage of time.

COTTON



Purchase seeds from: Sunlit Plateau stall
Price: 42 Star Coins
Growth time: 25 minutes
Sells for: 37 Star Coins
Drops per harvest: 1



CRYSTAL



Location: rock spots in the Forgotten Lands
Sells for: 30 Star Coins

DARK WOOD



Location: on the ground in the Forgotten Lands
Sells for: 50 Star Coins

DREAM SHARD




Location: in the ground in all biomes
Sells for: cannot be sold

DRY WOOD



Location: on the ground in the Sunlit Plateau, Frosted Heights and Forgotten Lands
Sells for: 25 Star Coins

GOLD NUGGET




Location: rock spots in the Sunlit Plateau, Frosted Heights, Forgotten Lands and Vitalys Mines
Sells for: 20 Star Coins

HARDWOOD



Location: on the ground in the Forest of Valor, Glade of Trust, Sunlit Plateau and Frosted Heights
Sells for: 10 Star Coins

IRON ORE



Location: rock spots in the Forest of Valor, Glade of Trust, Sunlit Plateau, Frosted Heights, Forgotten Lands and Vitalys Mines
Sells for: 10 Star Coins

NIGHT SHARD



Location: in the ground in all biomes
Sells for: cannot be sold

OASIS GLASS



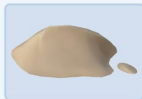
Location: in the ground in The Plains, The Wastes, The Oasis, The Borderlands
Sells for: 20 Star Coins

PLASTIC SCRAP




Location: fishing in open water in The Docks, The Courtyard, The Overlook, The Ruins
Sells for: 10 Star Coins

SAND



Location: in the ground in Dazzle Beach, The Plains, The Wastes, The Oasis, The Borderlands
Sells for: 8 Star Coins

PEARL




Location: in the ground in The Docks, The Courtyard, The Overlook, The Ruins
Sells for: 10 Star Coins

QUARTZ



Location: rock spots in The Docks, The Courtyard, The Overlook, The Ruins
Sells for: 20 Star Coins

SCALES



Location: in the open water in The Oasis
Sells for: 20 Star Coins

PEBBLES



Location: Dazzle Beach, Forest of Valor, Sunlit Plateau, Forgotten Lands, The Grasslands, The Promenade, The Grove, The Lagoon
Sells for: 10 Star Coins

RED ALGAE



Location: in all bodies of water
Sells for: 150 Star Coins

SEAWEED



Location: anywhere in open water in the Valley and the Wild Tangle
Sells for: 20 Star Coins

PIXEL SHARDS



Location: on the ground in any biome when you visit another player's Valley using Multiplayer
Sells for: cannot be sold

RICH SOIL



Location: may drop when harvesting crops in all biomes
Sells for: 25 Star Coins

SNOWBALL



Location: in the ground in the Frosted Heights
Sells for: 25 Star Coins

SOFTWOOD



Location: Plaza, Peaceful Meadow, Forest of Valor, Glade of Trust, The Docks, The Courtyard, The Overlook, The Ruins
Sells for: 5 Star Coins

SOIL



Location: in the ground in the Plaza, Peaceful Meadow, Sunlit Plateau, Forest of Valor, Glade of Trust, Frosted Heights, Forgotten Lands, Ruins, Docks, Courtyard, Overlook
Sells for: 3 Star Coins


TIN



Location: rock spots in The Plains, The Wastes, The Oasis, The Borderlands
Sells for: 25 Star Coins



TROPICAL WOOD




Location: on the ground in The Grasslands, The Promenade, The Grove, The Lagoon
Sells for: 40 Star Coins

STONE



Location: rock spots in the Plaza, Peaceful Meadow, Dazzle Beach, Forest of Valor, Glade of Trust, Sunlit Plateau, Frosted Heights, Forgotten Lands
Sells for: 2 Star Coins

WROUGHT IRON



Location: can only be obtained by completing daily cooking requests for Remy.
Sells for: 200 Star Coins

ZINC



Location: rock spots in The Grasslands, The Promenade, The Grove, The Lagoon
Sells for: 30 Star Coins

DID YOU KNOW?

You can also craft soil at a crafting station – you'll just need some rich soil.

FLOWERS

BLACK GLASS-LIKE FLOWERS



Location: The Plains,
The Wastes
Sells for: 57 Star Coins

BLACK PASSION LILY



Location: Frosted
Heights
Sells for: 79 Star Coins

BLUE FALLING PENSTEMON



Location: Plaza
Sells for: 23 Star Coins

BLUE GLASS-LIKE FLOWERS



Location: The Plains,
The Wastes
Sells for: 23 Star Coins

BLUE HYDRANGEA



Location: Dazzle Beach
Sells for: 28 Star Coins

BLUE LUMINESCENT FLOWERS



Location: The Overlook,
The Ruins
Sells for: 26 Star Coins

BLUE MARSH MILKWEED



Location: Glade of
Trust
Sells for: 48 Star Coins

BLUE PASSION LILY



Location: Frosted
Heights
Sells for: 56 Star Coins

BLUE STAR LILY



Location: Forest of
Valor
Sells for: 30 Star Coins

DANDELION



Location: Plaza
Sells for: 23 Star Coins

GREEN FLY TRAP



Location:
The Grasslands, The
Promenade
Sells for: 73 Star Coins

GREEN GLASS-LIKE FLOWERS



Location: The Plains,
The Wastes
Sells for: 29 Star Coins

GREEN LUMINESCENT FLOWER



Location: The Overlook,
The Ruins
Sells for: 49 Star Coins

GREEN PASSION LILY



Location:
Frosted Heights
Sells for: 28 Star Coins

GREEN RISING PENSTEMON



Location:
Peaceful Meadow
Sells for: 35 Star Coins

ORANGE AND RED MARSH MILKWEED



Location: Glade of Trust
Sells for: 66 Star Coins

ORANGE BIRD OF PARADISE



Location: The Docks,
The Courtyard
Sells for: 18 Star Coins

ORANGE GLASS-LIKE FLOWERS



Location: The Plains,
The Wastes
Sells for: 41 Star Coins

DID YOU KNOW?

Flowers respawn every day so pick as many as you like!

BEAST'S GREENHOUSE

Once you reach Level 10 friendship with The Beast, his greenhouse will be unlocked. This fabulous stall provides you with free flowers and is the only place you can source red roses. The greenhouse can be upgraded multiple times, for a fee of Star Coins. When it's fully upgraded, there will be 20 flower slots and new flowers will regenerate within 6 minutes of you collecting the current flowers.



ORANGE HOUSELEEK



Location:
Sunlit Plateau
Sells for: 52
Star Coins

ORANGE MARSH MILKWEED



Location:
Glade of Trust
Sells for: 33
Star Coins

ORANGE NASTURTIUM



Location:
Forgotten Lands
Sells for: 60
Star Coins

ORANGE PITCHER PLANT



Location: The Grove, The Lagoon
Sells for: 39 Star Coins

ORANGE STAR LILY



Location:
Forest of Valor
Sells for: 43
Star Coins

PINK BROMELIAD



Location:
Sunlit Plateau
Sells for: 27
Star Coins

PINK CACTUS FLOWER



Location: The Oasis, The Borderlands
Sells for: 25 Star Coins

PINK HOUSELEEK



Location:
Sunlit Plateau
Sells for: 35
Star Coins

PINK HYDRANGEA



Location:
Dazzle Beach
Sells for: 22
Star Coins

**PINK
LUMINESCENT
FLOWER**



Location: The
Overlook, The Ruins
Sells for: 36 Star
Coins

**PURPLE BELL
FLOWER**



Location:
Forest of Valor
Sells for: 30
Star Coins

**PURPLE CACTUS
FLOWER**



Location: The Oasis,
The Borderlands
Sells for: 65 Star
Coins

**RED BELL
FLOWER**



Location:
Forest of Valor
Sells for: 23
Star Coins

**RED
BROMELIAD**



Location:
Sunlit Plateau
Sells for: 27
Star Coins

**RED
DAISY**



Location:
Peaceful Meadow
Sells for: 48 Star
Coins

**PURPLE FALLING
PENSTEMON**



Location:
Plaza
Sells for: 29
Star Coins

**PURPLE FLY
TRAP**



Location: The
Grasslands,
The Promenade
Sells for: 35
Star Coins

**PURPLE
HYDRANGEA**



Location:
Dazzle Beach
Sells for: 39
Star Coins

**RED FALLING
PENSTEMON**



Location: Plaza
Sells for: 18 Star
Coins

**RED
LUMINESCENT
FLOWER**



Location: The
Overlook, The Ruins
Sells for: 20 Star
Coins

**RED
NASTURTIUM**



Location:
Forgotten Lands
Sells for: 40
Star Coins

**PURPLE
IMPATIENS**



Location:
Forgotten Lands
Sells for: 40
Star Coins

**PURPLE MARSH
MILKWEED**



Location:
Clade of Trust
Sells for: 25
Star Coins

**PURPLE RISING
PENSTEMON**



Location:
Peaceful Meadow
Sells for: 25
Star Coins

**RED PASSION
LILY**



Location:
Frosted Heights
Sells for: 38
Star Coins

**RED PITCHER
PLANT**



Location: The Grove,
The Lagoon
Sells for: 82 Star
Coins

**RED
ROSE**



Location: Beast's
Greenhouse
Sells for: 35 Star
Coins

SUNFLOWER



Location:
Dazzle Beach
Sells for: 28
Star Coins

WHITE AND PINK FALLING PENSTEMON



Location:
The Plaza
Sells for: 41
Star Coins

WHITE AND RED HYDRANGEA



Location:
Dazzle Beach
Sells for: 54
Star Coins

WHITE PASSION LILY



Location:
Frosted Heights
Sells for: 38
Star Coins

YELLOW BIRD OF PARADISE



Location: The Docks,
The Courtyard
Sells for: 41 Star
Coins

YELLOW BROMELIAD



Location:
Sunlit Plateau
Sells for: 73
Star Coins

WHITE BELL FLOWER




Location:
Forest of Valor
Sells for: 60
Star Coins

WHITE BIRD OF PARADISE



Location: The Docks,
The Courtyard
Sells for: 23 Star
Coins

WHITE CACTUS FLOWER



Location: The Oasis,
The Borderlands
Sells for: 46 Star
Coins

YELLOW CACTUS FLOWER



Location: The Oasis,
The Borderlands
Sells for: 32 Star
Coins

YELLOW DAISY



Location:
Peaceful Meadow
Sells for: 20 Star
Coins

YELLOW NASTURTIUM



Location:
Forgotten Lands
Sells for: 85
Star Coins

WHITE DAISY



Location:
Peaceful Meadow
Sells for: 25 Star
Coins

WHITE IMPATIENS



Location:
Forgotten Lands
Sells for: 30
Star Coins

WHITE MARSH MILKWEED



Location:
Clade of Trust
Sells for: 33
Star Coins

YELLOW PITCHER PLANT



Location: The
Crove, The Lagoon
Sells for: 29 Star
Coins





SECTION TWO: GETTING CREATIVE

There are lots of ways for you to showcase your creativity in Dreamlight Valley, whether through your inspired Valley décor, your inventive house décor or by having fun customising your outfits. This is YOUR Valley and your friends are counting on you to make it look incredible! This section is packed with ideas to inspire you to make the Valley your own.

HOUSE DÉCOR




CHEF'S KITCHEN

Trait: simple, familiar

Style: professional, modern

Sleek, modern furniture and the latest culinary gadgets make for a kitchen Remy would be proud of. Remember to decorate with lots of delicious ingredients and meals.



CELESTIAL BALLROOM

Trait: lavish, wondrous

Style: elegant, traditional

Decorate with all things related to the night sky, plus gentle nods to magical midnight moments at elegant parties.



CLASSIC CONSERVATORY

Trait: simple, calm

Style: traditional, elegant

Pair the Hercules furniture set with pink, purple, blue and white foliage to create a stylish oasis of calm.



'BE OUR GUEST' DINING ROOM

Trait: lavish, wondrous

Style: traditional, elegant

The Regal and Marble furniture themes work well for this room. Make sure to include plenty of extravagant puddings!



SCROOGE'S VAULT

Trait: lavish
Style: elegant

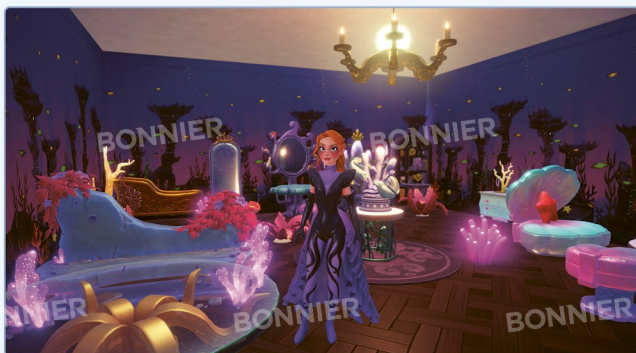
Everyone needs a vault to store their valuables in. Notice the lack of windows? That's deliberate – for security reasons.



LIBRARY

Trait: lavish, wondrous
Style: elegant, traditional

Every book-lover's dream, this library is the perfect spot to get away from it all and stick your head in a book for an hour or two.



UNDER THE SEA BATHROOM

Trait: wondrous, playful
Style: bold, quirky

Life under the sea is always better – decorate this Little Mermaid-themed bathroom with plenty of coral, which looks particularly striking against dark walls and floors.



HOME SPA

Trait: simple, calm
Style: modern, rustic

After a busy day in the Valley, an at-home pamper session is just what you need. The Frozen Norwegian Preece furniture set is offset nicely by calming pastels.



GAMING ROOM

Trait: playful, wondrous
Style: modern, bold, cute

Every gamer's dream, this room is dedicated to all things gaming, neon and sweet. Why not invite Vanellope over to try it out?



FIT FOR A PRINCESS DRESSING ROOM

Trait: lavish, familiar, wondrous
Style: elegant, bold

This sophisticated space is the perfect place to put together an enchanting outfit. The Cinderella and Encanto furniture ranges pair well to encourage sartorial creativity.



HOME CINEMA

Trait: lavish, familiar
Style: traditional, bold

This sophisticated home cinema combines lavish art deco design with tasty snacks for the perfect movie night with friends.



COZY BEDROOM

Trait: wondrous, strong
Style: rustic, traditional, bold

The perfect bedroom for cold winter nights is dominated by Frozen-themed items, but the Lion King Trunk Column adds a touch of rustic charm.



OUT OF THIS WORLD BEDROOM

Trait: wondrous, playful
Style: futuristic, bold

Space enthusiasts will love this futuristic theme, incorporating plenty of WALL-E themed pieces, with hints of Buzz Lightyear and Stitch.



SLUMBER PARTY

Trait: lavish, wondrous
Style: elegant, traditional

Set the scene for a fun and relaxing slumber party with the Starlight House bundle furniture, set against a celestial wallpaper. Don't forget some delicious snacks!



HOME FOR THE HOLIDAYS LIVING ROOM

Trait: lavish, familiar
Style: elegant, traditional

The whole family can gather in this festive room with comfortably familiar touches of holiday cheer.




STUDENT BEDROOM

Trait: simple, familiar
Style: professional, traditional

Create the perfect space for study and sleep with the Monsters, Inc. furniture range. A rich, warm colour scheme and plenty of books give this room a traditional feel.

VALLEY DÉCOR



APOTHECARY

Trait: simple, strong
Style: rustic, traditional

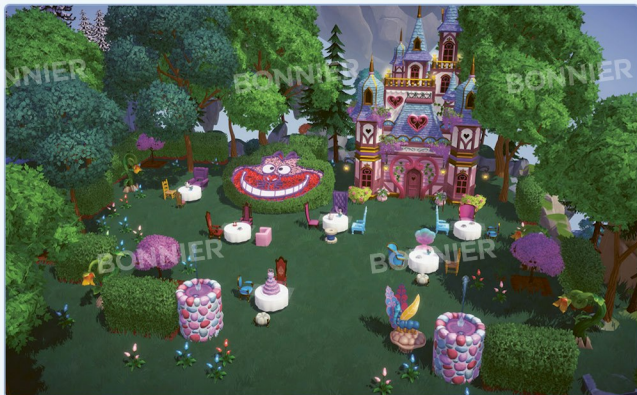
This fun build is perfect for chemistry enthusiasts. The apothecary range of furniture is a must, but elements from Tangled and WALL-E will help you to create a rustic, old-fashioned space filled with all manner of mysterious potions and plants. Find a Dream House Style that works for you, place it somewhere central in your Valley and invite your friends to visit.



PÂTISSERIE

Trait: lavish
Style: pastoral, cute

Thanks to Remy, there's no shortage of baked goods in the Valley, so why not create a Patisserie where everyone can enjoy a sweet treat? Pastel pink, blue and lilac decor perfectly complements the cakes and pastries. The Cushioned Seat from the Beauty and the Beast furniture collection sits nicely with the Small Round Dining Tables from the Ratatouille set.



MAD TEA PARTY

Trait: playful, wondrous

Style: elegant, quirky

Bring the entire Valley together for a Mad Tea Party, set against the backdrop of the Cheshire Cat's mischievous face and the Pink Castle. Elegant dining tables can be brought to life with mismatched chairs, and cups of tea and Wonderland Cookies are just the things to serve.



PIRATE COVE

Trait: strong, wondrous

Style: rustic, traditional

If you're a fan of the pirate's life, you'll love this Pirate Cove build set right in front of Skull Rock. The Pirates Of The Caribbean furniture provides the perfect foundation, then you can decorate with as many gems and pearls as you can get your hands on.



MERMAID BEACH

Trait: playful, wondrous

Style: quirky, bold

A princess like Ariel deserves a stretch of beach that helps her to feel as at home on land as she does in the ocean.

Nature-inspired items in pinks, purples and blues are ideal décor for this mermaid-themed beach. You'll find plenty of pieces in the Little Mermaid furniture set, including the Enchanted Stage, the Sea Witch's Cauldron and the Undersea Seats. Remember to check the Moana collection, too – it includes everything from Bioluminescent Palms, Coral, Shells and Rock Pillars and Giant Clams to Corkscrew Anemones and Fern Corals. You can build up the beach using grass and flowers, too – pink bromeliad and blue passion lilies work well. Finish off with a sprinkling of clams, scallops, oysters and starfish.





DARK FOREST

Trait: strong, wondrous
Style: rustic, Halloween

The Forgotten Lands provide the perfect backdrop for an eerie, dark forest build dedicated to our favourite Pumpkin King.

Jack Skellington will feel quite at home if you decorate with plenty of Nightmare Before Christmas-themed items. The thorny furniture range adds to the sinister air. Apple trees remind visitors of the poisoned apple that the Evil Queen tricked Snow White into eating. The Corona Spindle from the Tangled furniture range also hints at Sleeping Beauty and Maleficent's story. Anyone wandering through here should feel thrillingly ill at ease.

You can purchase the Nightmare Castle house style from the Premium Shop. It'll cost you 3,750 Moonstones.





WINTER WONDERLAND

Trait: strong, wondrous

Style: rustic, bold

The ever-magical Frosted Heights can be transformed into an enchanting Winter Wonderland with a few well-chosen additions.

The Splendid Ice Rink, Winterful Branch Arch and Winterful Iron Lamp bring a touch of civilisation to the frosty landscape, and bushes and flowers can be used to create paths that lead you around each feature. The Landing's Ombre Shrub, while not native to the Frosted Heights, perfectly complements the cool, wintry colours.

You can purchase the Frosty Fortress house style from the Premium Shop. It'll cost you 3,000 Moonstones.





THEME PARK

Trait: playful, wondrous

Style: quirky, bold

What could be more perfectly Disney than a magical theme park at the heart of the Valley, to enjoy with friends?

With the potential to fill an entire biome (or even two), the only limit is your imagination. No need to choose a colour scheme for this build – a rainbow of colours is preferable. Start by placing larger items such as rides, then build detail around those to create a complete theme park experience. We've used the Magical Balloon Bundle, Luxo Umbrella Table, Red Umbrella Chair, Ice Cream Stand, Magical Keepsake Cart, Disney Parks Entry, CentTOONial Park Fountain and Pretzel Stand. Make sure to craft plenty of Colourful Park Benches for visitors to sit on. Riding attractions is tiring work, after all!





TOWNCORE PLAZA

Trait: strong, familiar, wondrous

Style: professional, traditional, bold

The Plaza is the perfect backdrop to create a formal, bustling centre of activity with plenty of shops and amenities.

With the Dream Castle in the background, the stage is set for a busy towncore build. This is an ideal place to position Scrooge's Store, Chez Remy, The Boutique and any other stalls or dream house styles that work with your theme. Oswald's house is also a great choice – this art deco landmark is the perfect spot to relax after a busy day.

You can purchase the Main Street Confectionery house style from the Premium Shop for 3,750 Moonstones. The French Bakery House costs 3,000 Moonstones.





DESERT PALACE RESORT

Trait: lavish, wondrous

Style: elegant, traditional, bold

This oasis in the desert provides a welcome spot to grab some refreshment.

Azure blue, warm gold and lush green tones create an opulent vibe. Guests can sit and marvel at the dramatic landscape as they enjoy a cool drink, surrounded by gushing water features and fan palms. Torches and spitting camels are great points of interest, and any items in bright blue or yellow will work well for this scheme.

You can purchase the Desert Palace house style from the Premium Shop. It'll cost you 3,000 Moonstones.





ZEN GARDEN

Trait: lavish, calm, wondrous

Style: traditional, bold

Showy magnolia trees are essential for this build, with magnolia bloom piles placed below them. The craftable Zen Garden makes an ideal centrepiece, as does the Modular Dragon. Tie everything together with a simple loose gravel path and plenty of small rocks and stone clusters.

You can purchase the Turning Red Temple from the Premium Shop. It'll cost you 3,750 Moonstones.

A colourful and calming zen garden is easy to create with the Mulan and Turning Red furniture collections.



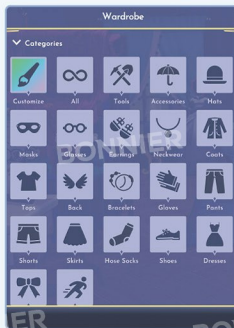
TOUCH OF MAGIC



The Touch of Magic tool gives you creative freedom to design your own clothing and furniture and create something truly unique. It gives you 75 colour options, and you can add 50 layers of motifs – these can be resized, rotated, moved around and repeated to create a pattern. Here's how it works.

CUSTOMISING CLOTHING

To access the Touch of Magic tool for clothing, access your Inventory, then select the Wardrobe tab. From here, select 'Customise' and you'll be presented with a menu including any previously created Touch of Magic items and an 'Add new' button.



DID YOU KNOW?

Motifs can be collected in various ways. Some are automatically available, but they can be dropped in Motif Bags by critters when you feed them, and earned as rewards when completing Star Path duties and when levelling up friendships.

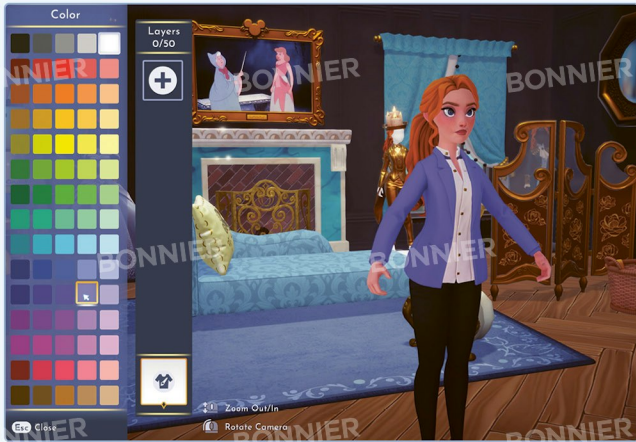


Clicking on 'Add new' will display all the base items which you can customise.



Choose one to proceed to the fun bit and click 'Create'.





Use the buttons to change the colour and add motifs until you're happy with the design.



DID YOU KNOW?

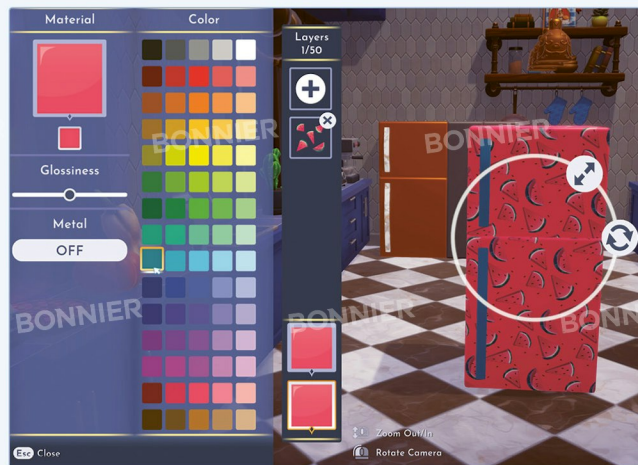
You can unlock new base items for Touch of Magic by completing challenges for Daisy. Check in with her every day and there'll be a new challenge waiting for you. Complete it to her satisfaction, and you'll be rewarded with Daisy Coins which can be used to buy the base items.

CUSTOMISING FURNITURE

To access the Touch of Magic tool for furniture, open your Inventory, then select the Furniture tab. From here, select 'Customise' and you'll be presented with similar menu options as for clothing.



Customising furniture is slightly different to customising clothing. In addition to altering the colour and adding motifs, you'll be able to choose one of 30 textures to apply. You'll also be able to alter small details such as handles separately.



GOODBYE!



We hope you enjoyed this glimpse into Valley life and that you feel inspired to create a truly magical world to enjoy with your friends. Beyond what you've seen in this book, there's a whole world of possibilities waiting for you – Valley life is constantly evolving and there'll be new friends for you to meet, new items for you to craft, new areas to explore and magical new experiences to enjoy. So get creative, immerse yourself in every new experience, and above all, have fun!



