

MONSTER MAKERS:

Painting

Full of activity to keep all little monsters busy

Carolyn Scrace



Learning
with
ART!

COVER NOT
FINAL

The
**MONSTER
SQUAD**

The
**MONSTER
SQUAD**

Painting

Can you paint
my car green?

Rocky



Whippy



Curly



Smidge



Zork




Yeti



You will need paints and
paintbrushes to finish the
pictures in this book.

Painting shapes


Whippy, Curly, Rocky, and Yeti love painting! Can you help each Monster paint a shape?




Red is a lovely color for this square.



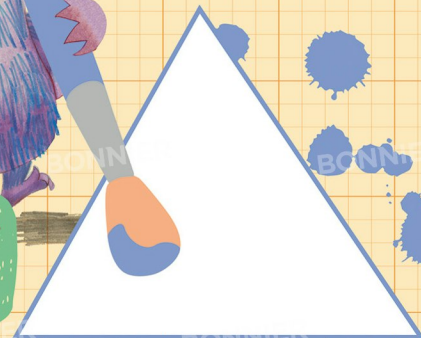
Swish your paintbrush in water to clean it before trying a different color.



Don't forget! Keep each page open until all the paint is dry.






Finished painting? Then wash your paintbrush and clean up!



Mixed-up colors

Oh no! Now Whippy and Curly have spilled red and yellow paint!

Can you paint one puddle blue and one puddle yellow?



Can you paint one puddle red and one puddle yellow?



When colors are mixed a new color is made. Mix blue and yellow so we know what color to make this puddle.



Mix red and yellow paint so we know what color to make this puddle.




Zork's train

Zork is driving the train and needs your help. Can you mix white with a little bit of black to paint the smoke gray?



How many trees can you see?



How many birds can you see?



Those wagons are meant to be red! Can you paint them?



toot
toot



Wash day


Whippy and Rocky have been washing their bath towels.

Mix yellow with a little bit of red to make orange paint.

Mix yellow with a little bit of blue to make green paint.



My yellow bath towel looks boring. Can you paint orange spots on it?



Oh, I'd like stripes! Can you paint green wavy stripes on my white towel?



Can you paint my car so it matches its outline?

beep
beep!



vroom



Going by car


The Monster Squad are all driving cars in the countryside.



Now paint all the other Monster Squad cars.



How many rabbits can you see?



vroom!



Rainbow colors

Rocky, Whippy, and Yeti love painting rainbows.

When you have finished painting, count how many colors make a rainbow.

Help us to paint the rainbow. This stripe needs to be orange.

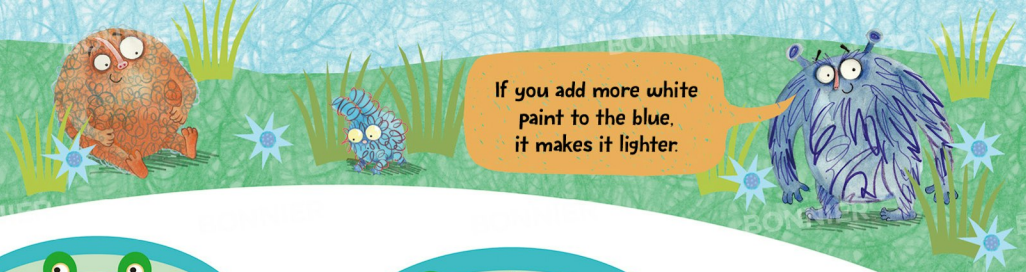
Help me paint this stripe green.

Use lots of blue and a little bit of red and black to make this color.

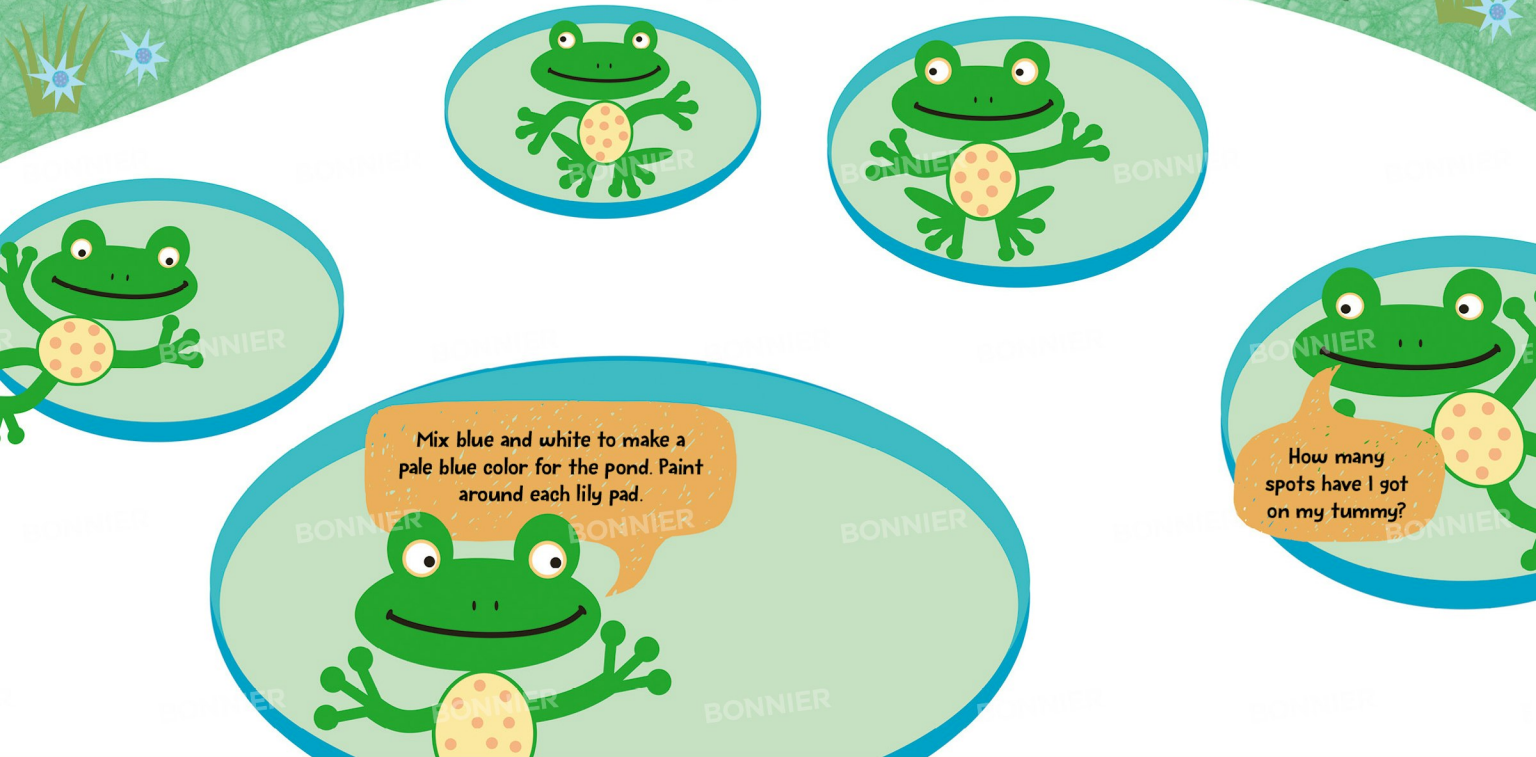
This stripe is harder. I really need your help to paint it!

On the pond

Curly and Zork love watching the frogs in the pond, but the pond needs to be painted.



If you add more white paint to the blue, it makes it lighter.

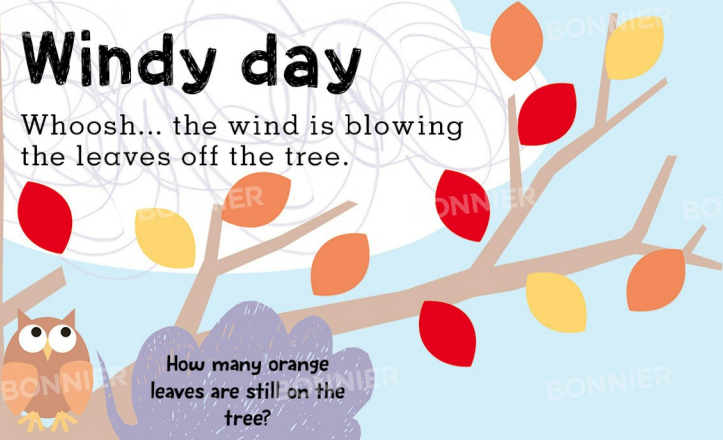


Mix blue and white to make a pale blue color for the pond. Paint around each lily pad.


How many spots have I got on my tummy?

Windy day

Whoosh... the wind is blowing the leaves off the tree.



How many orange leaves are still on the tree?




Can you paint lots and lots of falling leaves? Make some of them yellow, some orange, and some red.

Flying kites

Zork and Yeti are flying their kites.



Can you paint my kite pink? Mix white with a little bit of red.



Mix red and blue to paint my kite purple.

Stars and planets


Zork and Curly are having fun flying their spaceships.



Please paint lots of white stars in the sky.




How many robots can you see?



Can you paint in more pretty planets for us to visit?



Paint big stars and small stars. Use a little paintbrush for the small stars.



Use your paintbrush to trace the spiral shape on this planet.

Going home

The Monster Squad are driving home.
Paint each road the same colour as
each of their cars.



Please help each Monster
get home before the paint
runs out!



Mix your color and then dip your
brush in it. Start just in front of each
car and paint the road in one long
brushstroke until your paint runs out.



I wonder if all of
the Monster Squad
will get home?



Safari fun

Rocky and Yeti are having fun on safari.

Mix blue, red, and yellow to make brown. Now paint lots of brown lines around the lion's mane.

Zebras don't have gray stripes! Can you paint all his stripes black?

Use a small paintbrush to paint the end of his tail.



Cakes for tea

Rocky and Yeti have made some cakes.
Can you help them choose a color
for each cake?

I want one cake to be
brown. Can you help me
to mix it? Use yellow,
red, and blue.


Oh, I don't know
what to choose!

Paint the top of each
cake with a different
color of icing.

Under the sea

Rocky and Yeti are having an adventure under the sea.

I am a shark. Please use a small paintbrush to paint black spots all over me.

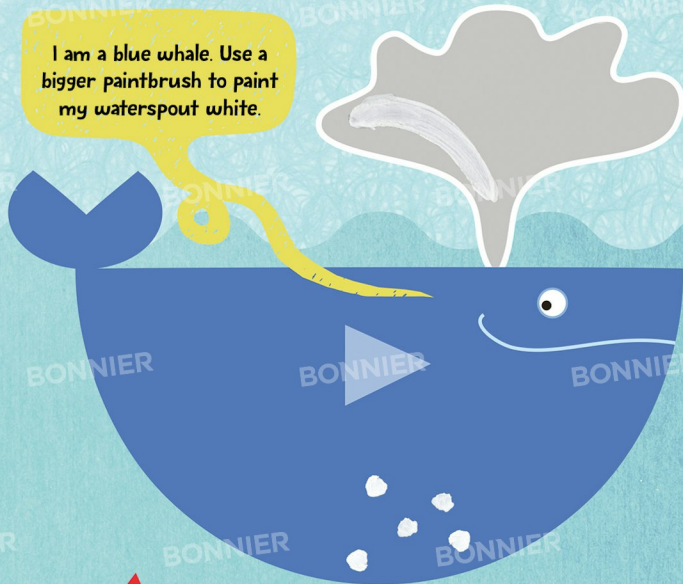


How many red fish can you see?

How many yellow fish can you see?

Use the small paintbrush again to help paint small white spots all over the blue whale.

I am a blue whale. Use a bigger paintbrush to paint my waterspout white.



Let's splatter!

Whippy and Rocky get messy – they love splattering paint.



Don't forget to cover your table with old newspaper before you start.

Paint needs to be runny for splatting, so add water to it.




Dip your paintbrush in watery paint, hold it over the paper, and then **flick it!**



Bathtime!

It's Zork's bathtime.


I love bubbles! Please paint lots of soapy bubbles in my bath.



Time for bed!

It's Zork's bedtime. Can you paint a stripy blanket? Make the stripes go from pale blue at the top to dark blue.

Start with lots of white, then mix in a little more blue each time you paint the next stripe.



Your favorite!

I appear 15 times
in this book!



Paint in your favorite picture from
this book here!

