



step-by-step
DRAW KAWAII
MYTHICAL CREATURES



by
Isobel
Lundie



DRAW KAWAII
MYTHICAL
CREATURES



Hatch

First published in the UK in 2021
by The Salariya Book Company Ltd
This edition published in the UK in 2025 by Hatch Press,
an imprint of Bonnier Books UK
4th Floor, Victoria House
Bloomsbury Square, London WC1B 4DA
Owned by Bonnier Books
Sveavagen 56, Stockholm, Sweden
www.bonnierbooks.co.uk

Copyright © 2025 by Hatch Press

1 3 5 7 9 10 8 6 4 2

All rights reserved


ISBN 978-1-83587-271-0

Printed in India



DRAW KAWAII MYTHICAL CREATURES

By **ISOBEL
LUNDIE**



contents


- | | |
|---------------------------|------------------------------|
| 5. Introduction | 34. Kawaii unicorn |
| 6. Materials | 36. Kawaii gnome |
| 8. Making everything cute | 38. Kawaii cyclops |
| 10. Adding features | 40. Kawaii mermaid |
| 12. Expressions | 42. Kawaii ghost |
| 13. Mixed-up creatures | 44. Kawaii monster |
| 14. Now it's your turn | 46. Kawaii pixie |
| 16. Kawaii goblin | 48. Kawaii werewolf |
| 18. Kawaii elf | 50. Kawaii devil |
| 20. Kawaii sea monster | 52. Kawaii zombie |
| 22. Kawaii sphinx | 54. Kawaii griffin |
| 24. Kawaii fairy | 56. Kawaii mummy |
| 26. Kawaii yeti | 58. Kawaii troll |
| 28. Kawaii vampire | 60. Kawaii centaur |
| 30. Kawaii dragon | 62. Kawaii Loch Ness monster |
| 32. Kawaii minotaur | 64. Glossary and index |

Introduction

What is kawaii?

Kawaii means 'cute' in the Japanese language but a Japanese art style has evolved which is also known as 'kawaii'. This style emphasises the 'cuteness' of the characters it depicts.

This book shows you how to master the techniques required to draw your own 'kawaii' creature pictures. It includes tips and general information before you start and then a series of step-by-step projects for you to follow.



Materials



Pencil

Drawing with an HB pencil makes it easy to erase any unwanted excess lines.

Materials

The ideas in this book can be done in different ways and with different materials. Here are some suggestions.

coloured paper
Try drawing kawaii animals on coloured paper!

coloured pencils

Coloured pencils are ideal for shading and creating texture. Take a look at this cat drawing.



Labels

Make your own kawaii labels to add to presents.



Stickers

Draw onto stickers to make cute drawings for your friends!




ink

Use a small brush to make cute inky paintings!



Sketchbook

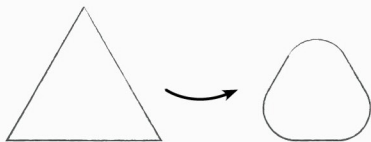
Use a sketchbook so that you can keep all your drawings together.



Making everything cute

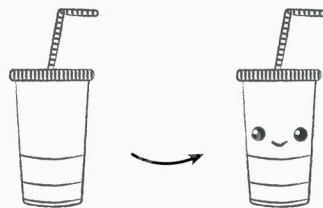
Soften shapes

Rounding off the points of a triangle softens its shape. Try softening the edges of shapes when drawing your kawaii characters.




Add a cute face

You can make almost anything cute by drawing an adorable cartoon face on it.




Simplify drawings

Make your drawing cuter by simplifying it down to its key features. This way you can make almost anything cute!




colours to soften

Pastel colours are softer. Try using less saturated shades to make your characters cuter.




Proportions

The kawaii body should be proportioned as shown. A large head, with a short body and short legs.



Motion lines

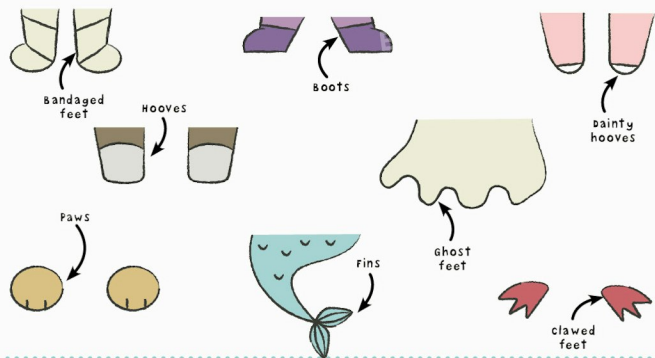
Adding motion lines in this way is a simple and effective way to convey movement in a drawing.



Adding features

cute feet

Adding adorable feet to your characters is a good way to make them look even cuter.



cute stuff

Don't forget that objects can help to bring a character to life!



10

cute features

Animals have all manner of distinguishing features, from fluffy ears to horns! You'll need to get to know them all in order to draw them.



11

Expressions

changing your character's expression adds personality.



Happy

Draw happy 'U'-shaped eyes.



Sad

Draw curved eyebrows.



Angry

Draw diagonal eyebrows.



confused

Draw one eyebrow raised.



Scared

Raise both eyebrows.



Excited

Draw the mouth wider.



silly

Draw in xxxx



Tired

Draw the eyes closed.

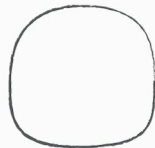
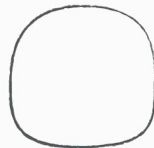




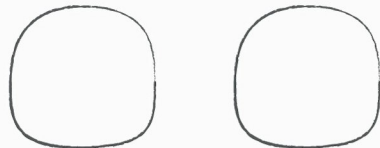
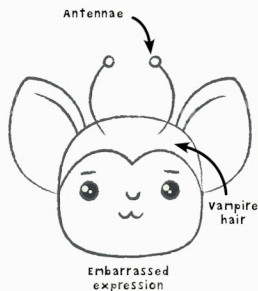



Embarrassed

Draw a pursed mouth and red cheeks

Mixed-up creatures

can you use the features on the previous page to create your own mixed-up creature faces?

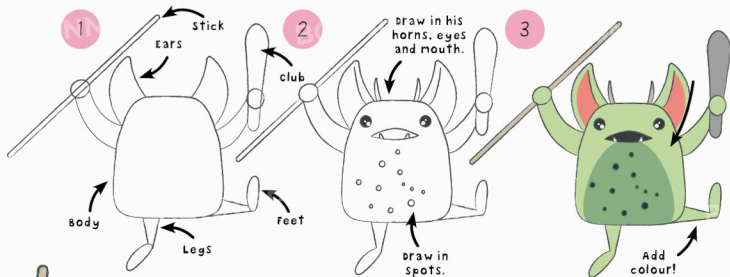
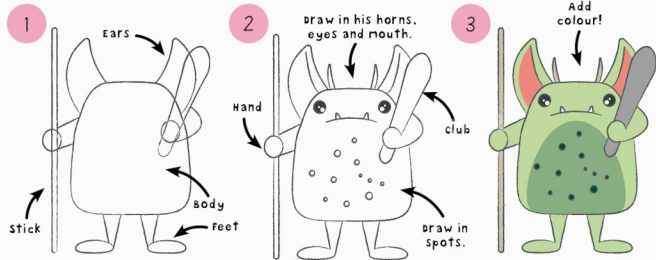




Now it's
your turn



Kawaii goblin


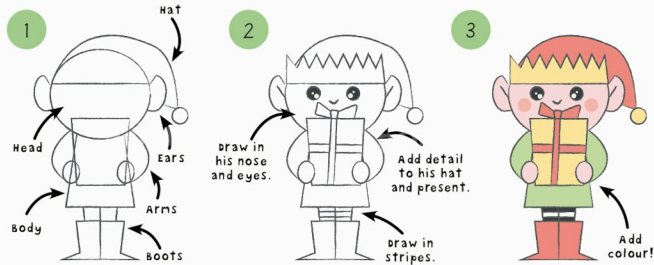


Why not draw your kawaii goblin dancing around a fire?

draw your own goblin!




Kawaii elf



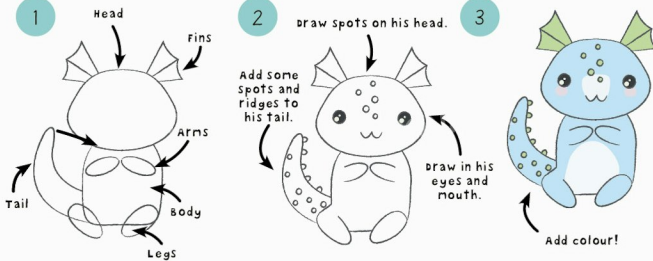
Why not draw your kawaii elf working in Santa's workshop?



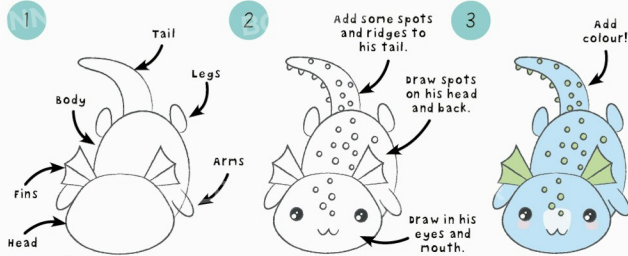
↻
Draw your own elf.



Kawaii sea monster

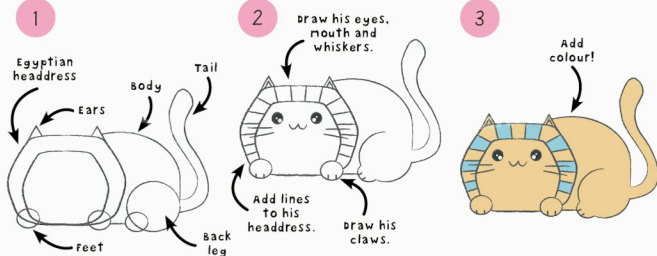


Draw your own sea monster.


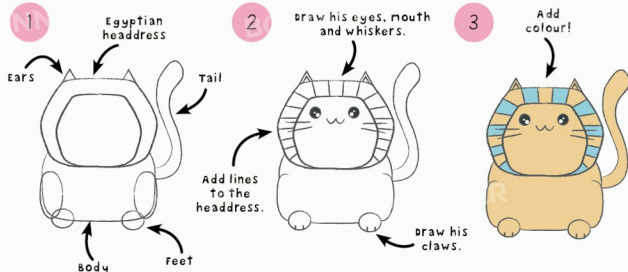


Why not draw your kawaii sea monster swimming through the deep blue ocean?

Kawaii sphinx

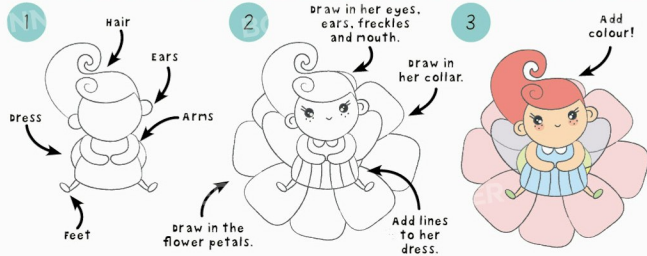
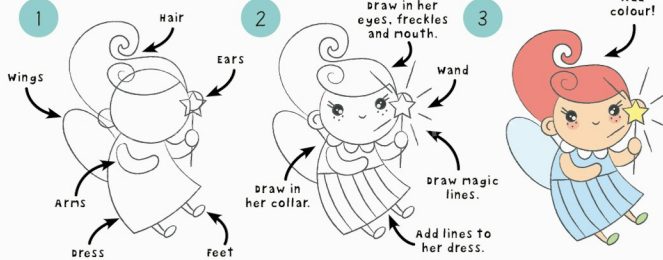


Draw your own sphinx.



Why not draw your kawaii sphinx crouching in a desert landscape?


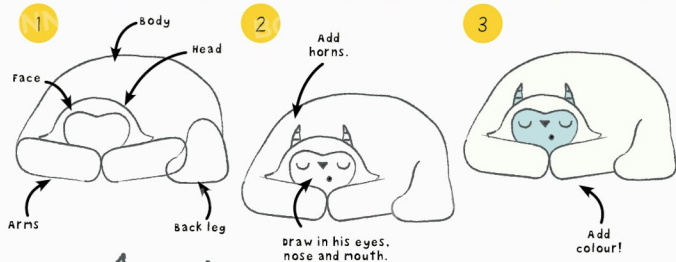

Kawaii fairy



Why not draw your kawaii fairy in a magical forest?



Kawaii yeti



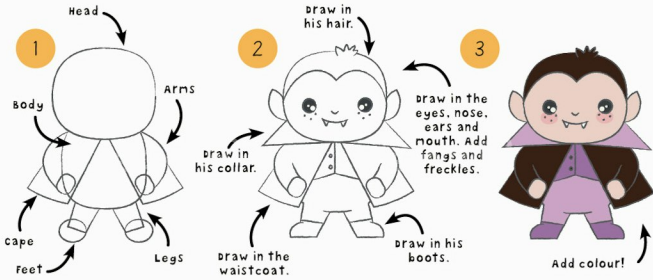
26

Why not draw your kawaii yeti sitting in a snowy mountain cave?

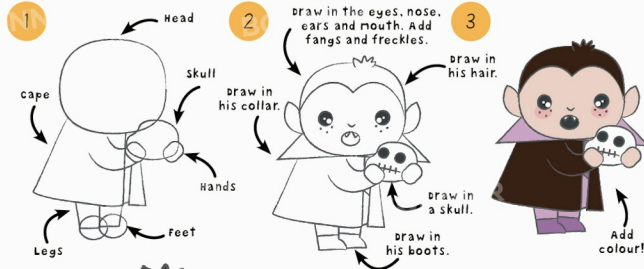
Draw your own yeti.

27

Kawaii vampire




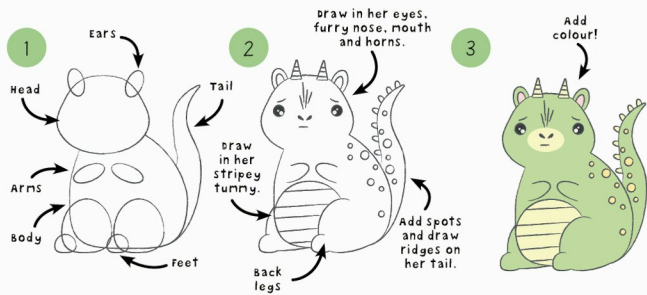
Draw your own vampire.



Why not draw your kawaii vampire hanging upside down in his crumbling castle?





Kawaii dragon



Why not draw
your kawaii
dragon guarding
a giant treasure
trove?

Draw your
own dragon.

Kawaii minotaur



32

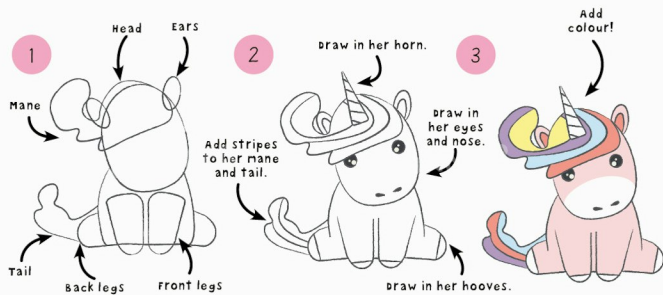
Why not draw your kawaii minotaur racing through a labyrinth?

draw your own minotaur.

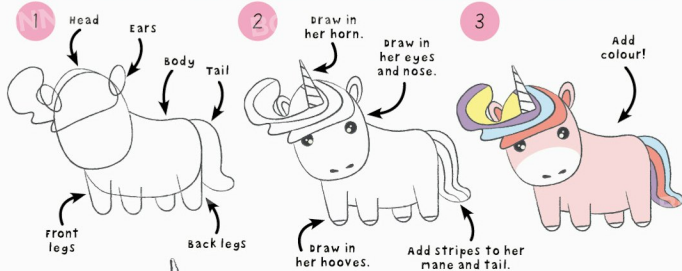


33

Kawaii unicorn

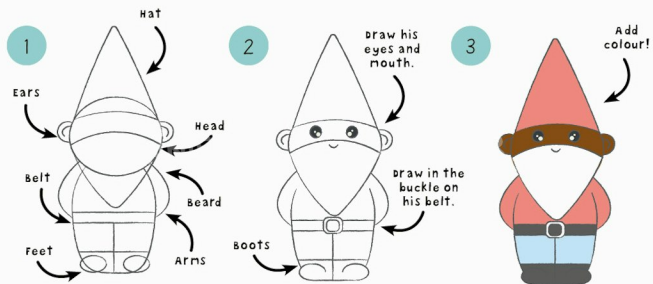


draw your own unicorn.


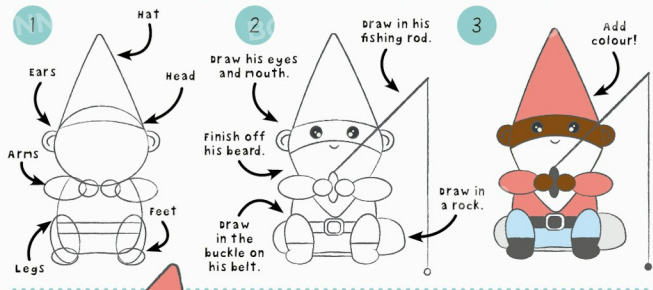


Why not draw your kawaii unicorn drinking from an enchanted brook?

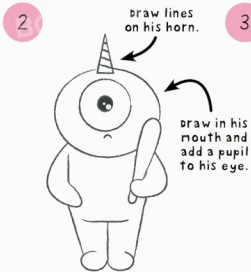
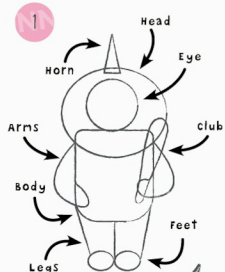
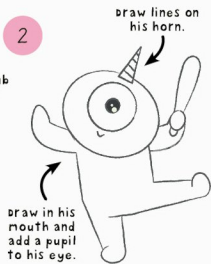
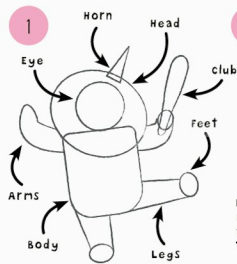
Kawaii gnome





draw your own gnome. →



Why not draw your kawaii gnome fishing on a sleepy riverbank?




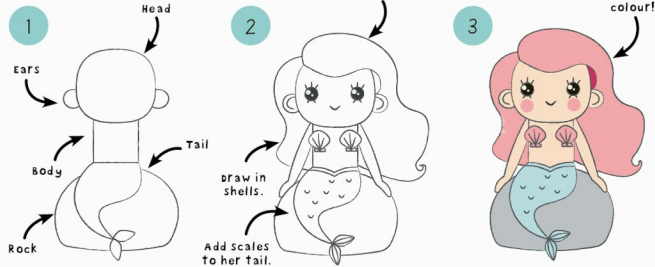
Kawaii cyclops



Why not draw your kawaii cyclops stomping through a rocky landscape?

draw your own cyclops.

Kawaii mermaid



40

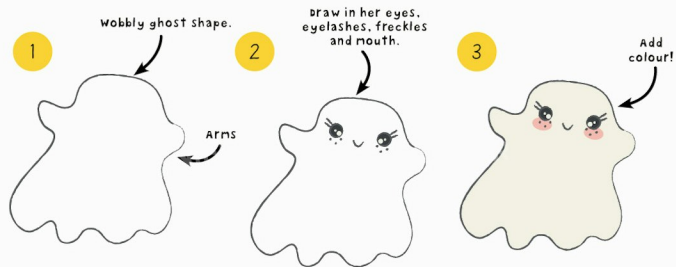
Why not draw your kawaii mermaid sunbathing on a rock in the ocean?

draw your own mermaid.

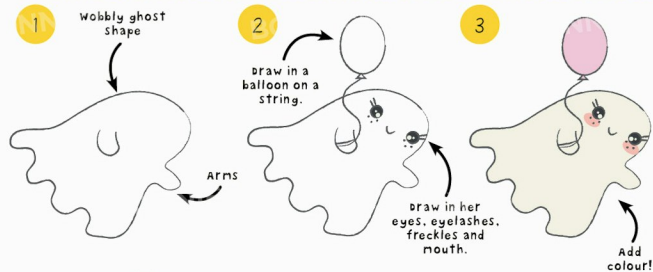


41

Kawaii ghost



Draw your own ghost. →



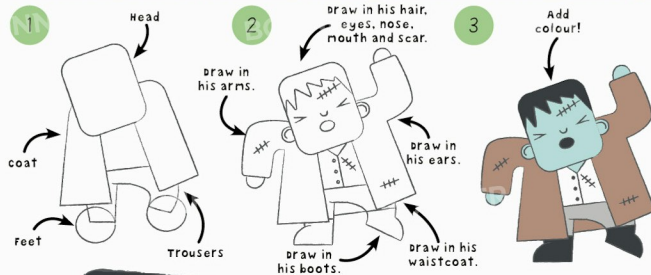
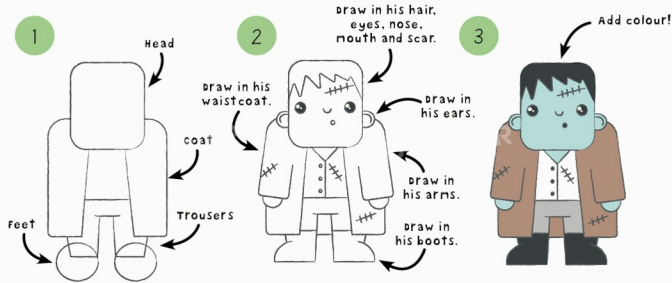
42

Why not draw your kawaii ghost haunting an old, spooky house?



43

Kawaii monster



44

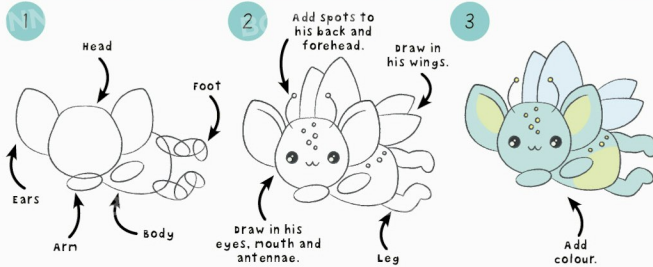
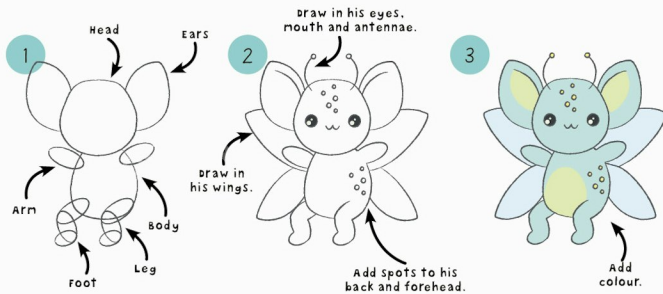
Why not draw your kawaii monster coming to life in a mad scientist's laboratory?

draw your own monster.



45

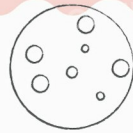
Kawaii pixie





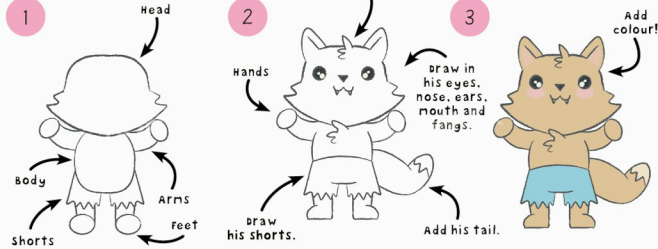
Why not draw your kawaii pixie resting on a flower in the woods?

Draw your own pixie.

Kawaii werewolf


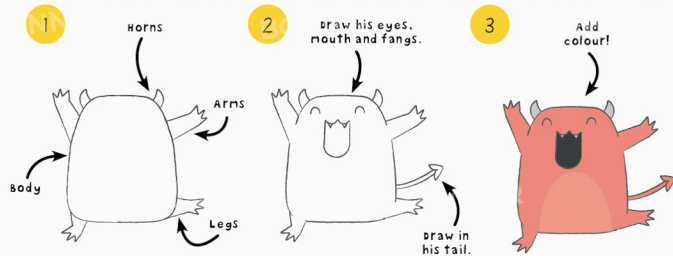
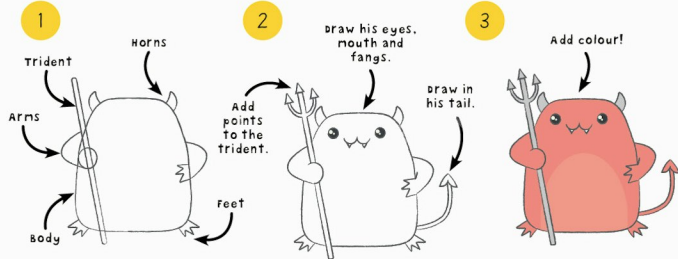


Draw your own werewolf.



Why not draw your kawaii werewolf prowling through a moonlit landscape?

Kawaii devil


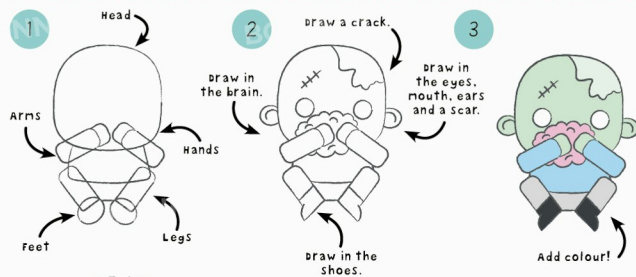
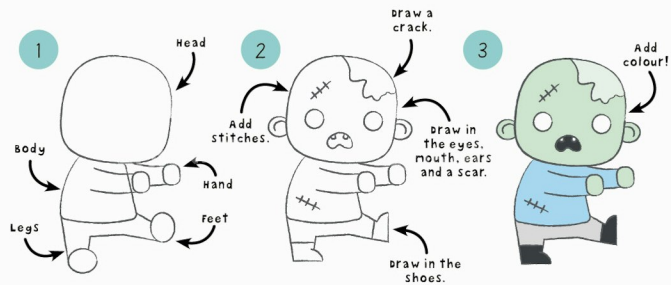


Why not draw your kawaii devil dancing inside a volcano?

Draw your own devil.



Kawaii zombie



52

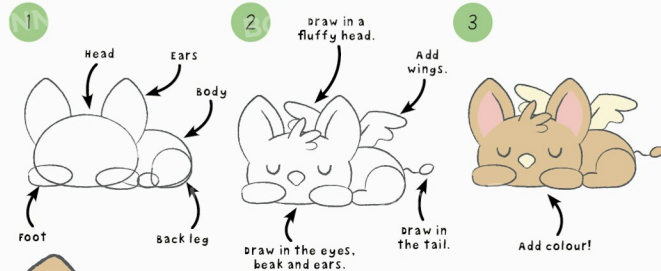
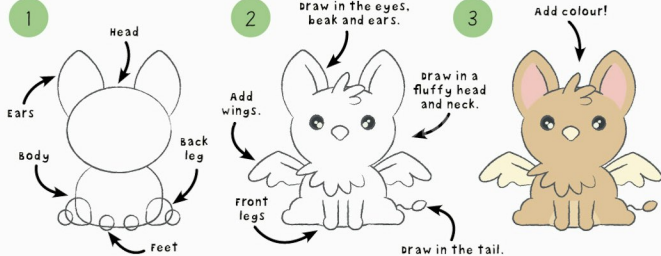
Why not draw your kawaii zombie shuffling through a graveyard?

draw your own zombie.



53

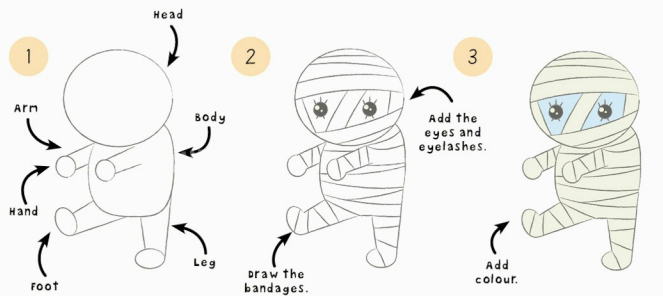
Kawaii griffin



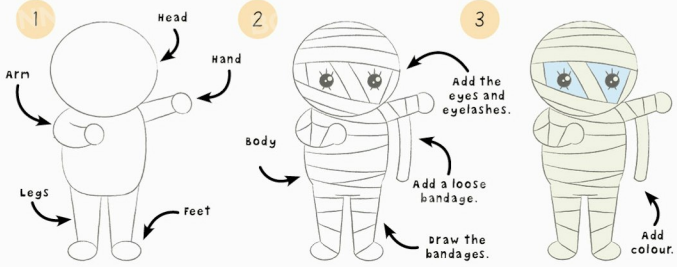
Why not draw your kawaii griffin flying through a cloud-filled sky?

draw your own griffin.

Kawaii mummy

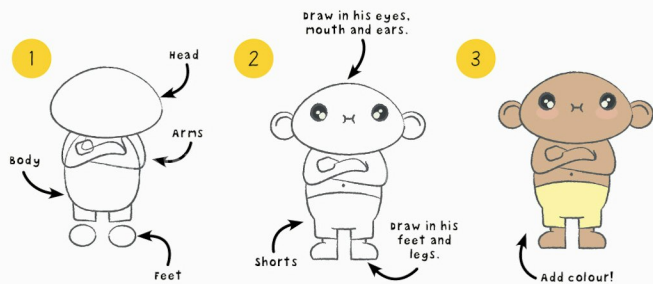


Draw your own mummy.


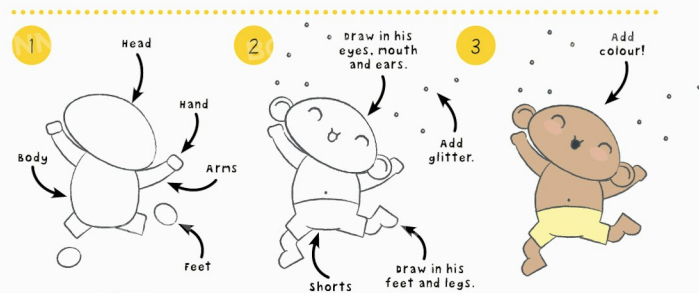


Why not draw your kawaii mummy pacing about in its tomb?

Kawaii troll



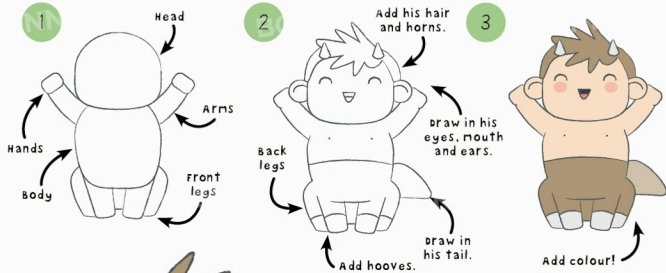
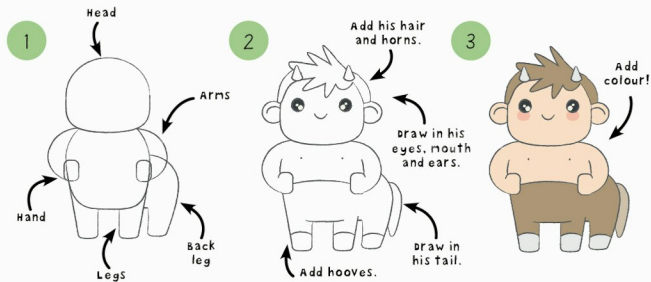
draw your own troll.



Why not draw your kawaii troll in an underground cavern?



Kawaii centaur

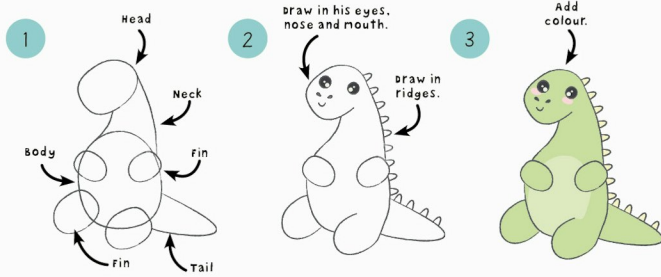


Why not draw your kawaii centaur galloping through a forest?

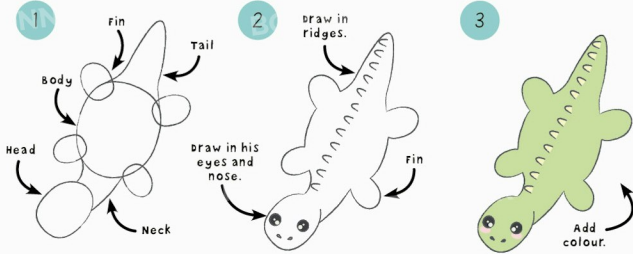
Draw your own centaur.



Kawaii Loch Ness monster



Draw your own
Loch Ness monster.



Why not
draw your kawaii
Loch Ness monster
rising to the
surface of
the loch?



Glossary

Antennae Some insects and other species of animal have these appendages on their heads. They use them to gain sensory information about their environment.

Griffin A mythical creature with the head of a lion and the wings and body of an eagle.

Labyrinth A maze.

Loch Scots word for a lake.

Pastel Shades of colour that are soft and gentle. Pastel colours are made with pastel crayons.

Sphinx A mythical creature with the body of a lion and the head of a human.

Trident A three-pronged spear.

Index

C
centaur 60-61

E
expressions 12-13

F
fairy 24-25

G
griffin 54-55, 64

M
materials 6
minotaur 32-33

P
pastels 9, 64

proportions 8

S
sphinx 22-23, 64

T
troll 58-59