



step-by-step

# DRAW KAWAII CUTE PEOPLE



by  
isobel  
Lundie

# DRAW KAWAII CUTE PEOPLE



First published in the UK in 2022  
by The Salaria Book Company Ltd  
This edition published in the UK in 2024 by Hatch Press,  
an imprint of Bonnier Books UK  
4th Floor, Victoria House  
Bloomsbury Square, London WC1B 4DA  
Owned by Bonnier Books  
Sveavagen 56, Stockholm, Sweden  
[www.bonnierbooks.co.uk](http://www.bonnierbooks.co.uk)

Copyright © 2025 by Hatch Press

1 3 5 7 9 10 8 6 4 2

All rights reserved

ISBN 978-1-83587-272-7

Edited by Rebecca Kealy  
Production by Nick Read

Printed in India



**DRAW KAWAII**  
**CUTE**  
**PEOPLE**  
Step-by-step

By Isobel  
Lundie



# Contents

- 5. Introduction
- 6. Materials
- 8. Making everything cute
- 10. Adding accessories
- 12. Expressions
- 13. Hairstyles
- 14. Now it's your turn
- 16. Kawaii builder
- 18. Kawaii firefighter
- 20. Kawaii gladiator
- 22. Kawaii athlete
- 24. Kawaii Viking
- 26. Kawaii astronaut
- 28. Kawaii superhero
- 30. Kawaii chef
- 32. Kawaii captain
- 34. Kawaii artist
- 36. Kawaii ninja
- 38. Kawaii police officer
- 40. Kawaii doctor
- 42. Kawaii fox girl
- 44. Kawaii caveman
- 46. Kawaii diver
- 48. Kawaii pilot
- 50. Kawaii cowboy
- 52. Kawaii mermaid
- 54. Kawaii ballerina
- 56. Kawaii pharaoh
- 58. Kawaii scientist
- 60. Kawaii wizard
- 62. Kawaii explorer
- 64. Glossary and index

# Introduction

## what is kawaii?

Kawaii means 'cute' in the Japanese language but a Japanese art style has evolved which is also known as 'kawaii'. This style emphasises the 'cuteness' of the characters it depicts.

This book shows you how to master the techniques required to draw your own 'kawaii' people. It includes tips and general information before you start and then a series of step-by-step projects for you to follow.



# Materials

## Pencil

Drawing with an HB pencil makes it easy to erase any unwanted excess lines.

## Materials

The ideas in this book can be done in different ways and with different materials. Here are some suggestions.

## Labels

Make your own kawaii labels to add to presents.

## ink

Use a small brush to make cute inky paintings!

## Coloured paper

Try drawing kawaii people on coloured paper!

Draw onto stickers to make cute drawings for your friends!

## Coloured pencils

Coloured pencils are ideal for shading. See this ninja warrior drawing.

Presuming artwork isn't up to date yet but is this supposed to be a ninja warrior?



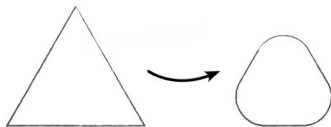
## sketchbook

Use a sketchbook so that you can keep all your drawings together.

# Making everything cute

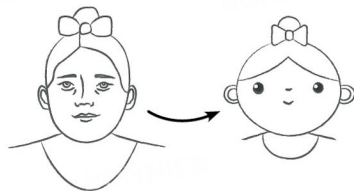
## Soften shapes

Rounding off the points of a triangle softens its shape. Try softening the edges of shapes when drawing your kawaii characters.




## Simplify drawings

Make your drawing cuter by simplifying it down to its key features. This way you can make almost anything cute!



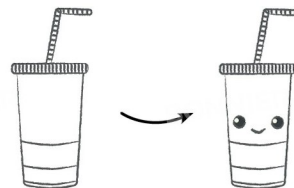
## Proportions

The kawaii body should be proportioned as shown. A large head, with a short body and short legs.



## Add a cute face

You can make almost anything cute by drawing an appealing cartoon face on it.



just to note, this truck is not as bright in the other title


## Colours to soften

Pastel colours are cuter. Try using soft pastel colours to make your characters cuter.



## Motion lines


Adding motion lines in this way is a simple and effective way to convey movement in a drawing.



# Adding accessories

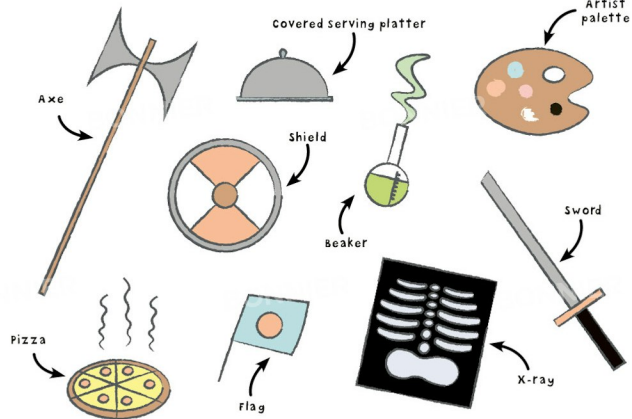
## Cute shoes

Don't forget to add a pair of adorably cute shoes!



## Cute stuff

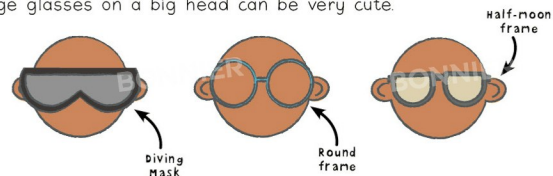
Choose interesting objects to help bring your characters to life.



10

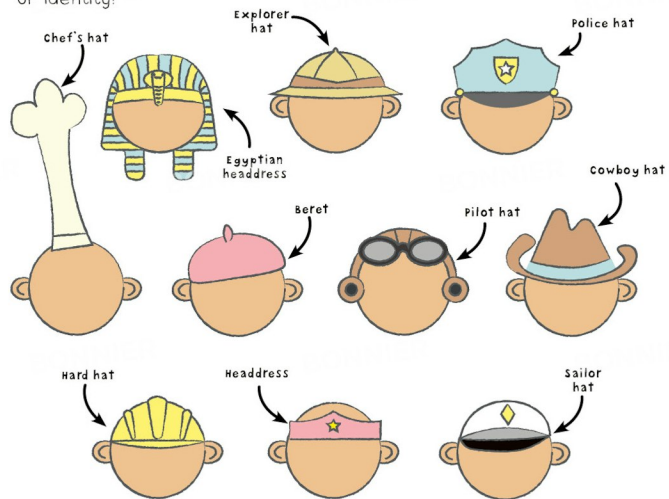
## Cute glasses

Huge glasses on a big head can be very cute.



## Cute hats

Adding a hat is an easy way to give your kawaii character style or identity!



11


# Expressions

Change your character's expression to add personality.




**Happy**

Draw scrunched-up eyes and a curved mouth.




**Sad**

Draw curved eyebrows.




**Angry**

Draw downturned eyebrows.



**Confused**

Draw one eyebrow raised.



**Scared**

Both eyebrows raised.



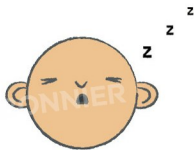
**Excited**

Make the mouth wider.



**Crying**

Add flowing tears.



**Tired**

Close the eyes.



**Embarrassed**

Purse the mouth.

# Hairstyles

Experiment with different looks.



**Long and wavy**



**Short bob**



**Bun head**



**Crop cut**



**Wavy**



**Tight curls**



**Flicky bob**




**Bald and bearded**



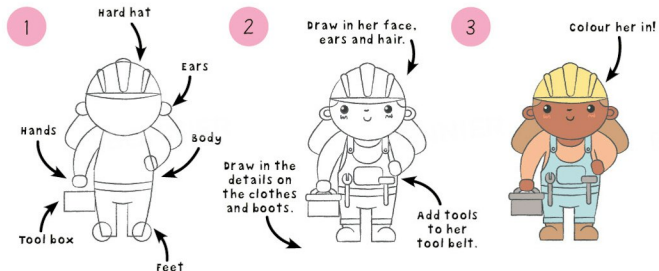
**Bunches**



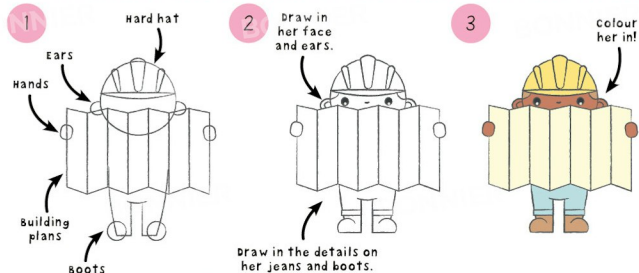


Now it's  
your turn!

# Kawaii builder




Draw your own builder. →






16

You could add these kawaii builders to a construction site scene!



17

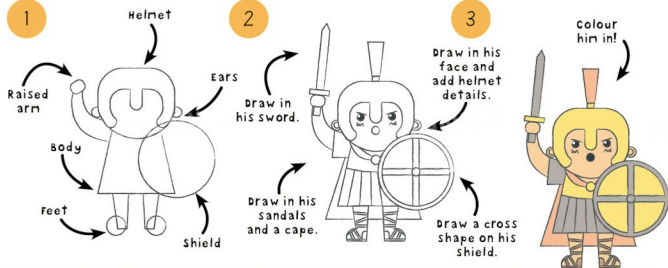
# Kawaii firefighter




Why not draw your kawaii firefighters helping to put out a blazing inferno?

Draw your own firefighter.


# Kawaii gladiator




Draw your own gladiator.




Why not create an epic battle scene in a Roman arena with lots of kawaii gladiators?



# Kawaii athlete



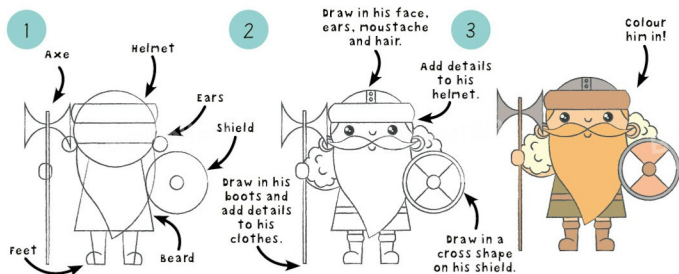
Draw your own athlete.



Your kawaii athletes could be competing in an Olympic race!



# Kawaii Viking

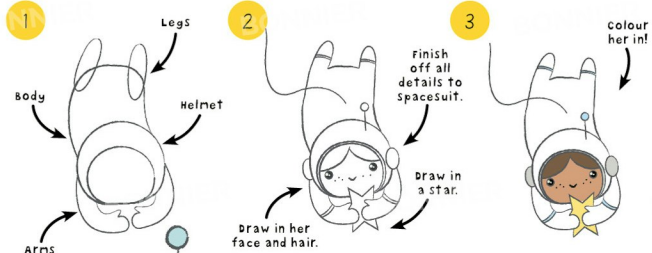
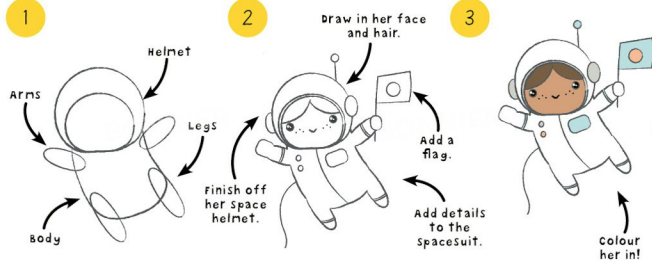


Draw your own Viking.



Your kawaii Viking could be fighting in a battle or sailing in a Viking longboat!

# Kawaii astronaut




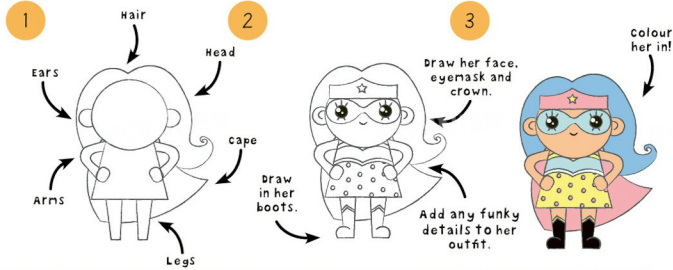
26

Why not draw your kawaii astronauts exploring deep space?

Draw your own astronaut.

27

# Kawaii superhero



Why not draw your kawaii superhero battling a kawaii supervillain or rescuing someone?

28




Draw your own superhero.

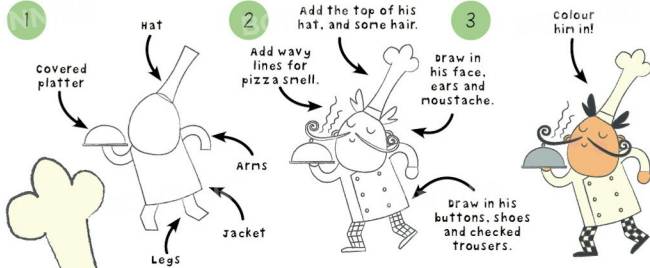
29



# Kawaii chef

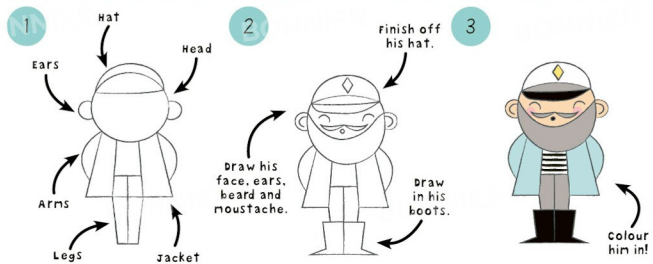

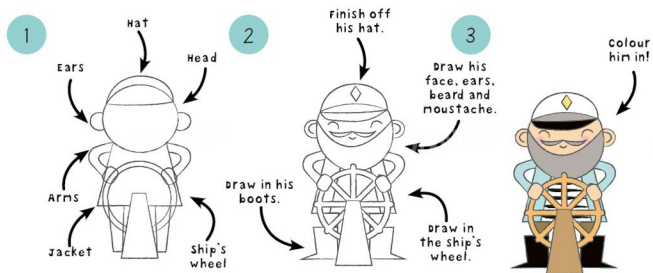


Draw your own chef.




Why not draw your kawaii chef cooking food in a busy restaurant?

# Kawaii captain




Why not draw your kawaii sailor steering his boat on a stormy sea?




Draw your own captain.


# Kawaii artist




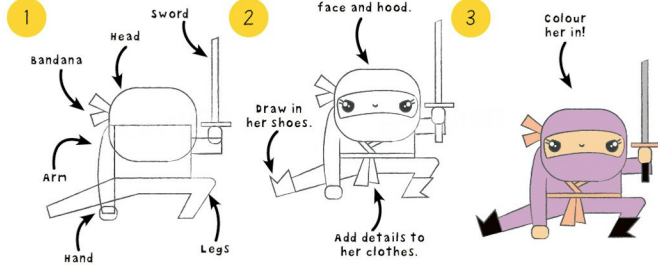
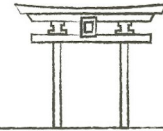
Draw your own artist.



Why not draw your kawaii artist painting a beautiful landscape?



# Kawaii ninja

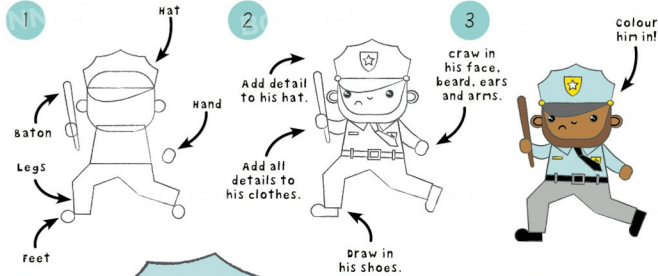
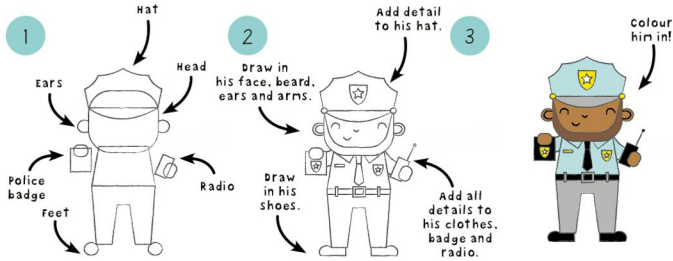


Why not draw your kawaii ninja sneaking into a closely-guarded building or temple?



Draw your own ninja.

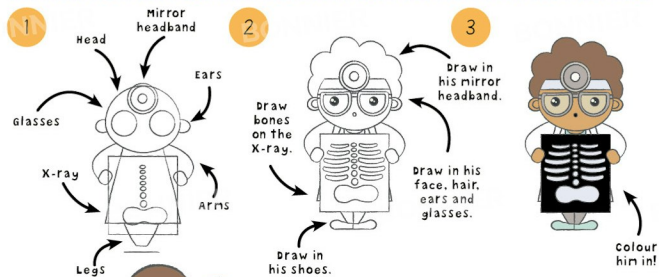
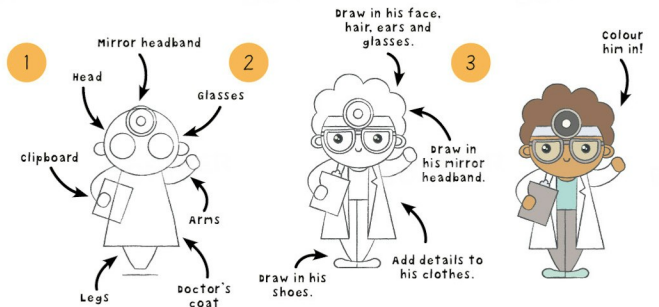
# Kawaii police officer



Why not draw your kawaii police officer chasing a kawaii criminal as he flees the scene?

Draw your own police officer.

# Kawaii doctor



40

Why not draw your kawaii doctor attending to patients in a hospital scene, or performing an operation?

Draw your own doctor.



41

# Kawaii fox girl



Draw your own fox girl.




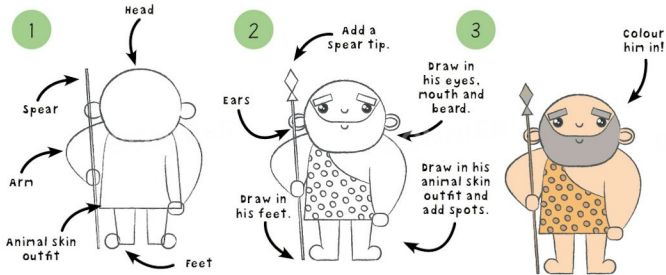
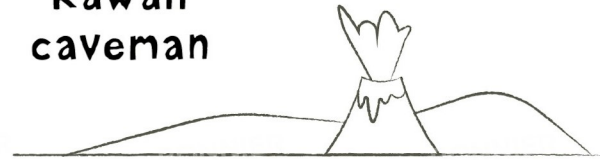
42

You could draw your kawaii fox girl in a magical landscape with other part-human characters!



43

# Kawaii caveman



Why not draw  
your kawaii  
caveman inside his  
prehistoric cave  
or out hunting?

Draw your  
own caveman.



# Kawaii diver



**1** Head  
goggles  
Body  
Legs  
Oxygen tank  
flippers



**2** Add bubbles.  
Draw in her face, ears and mask.  
Add all details on her wetsuit.

**3** colour her in!  
Draw in long, wavy hair.

**1** flippers  
Legs  
Body  
Arms  
Head and goggles  
Oxygen tank  
Hair

**2** Add all details to her wetsuit and equipment.  
Draw in her face, ears, mask and goggles.

**3** colour her in!

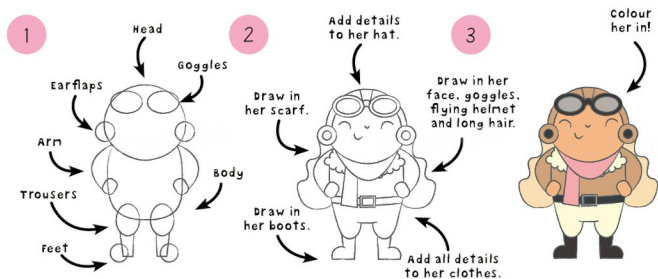


Why not draw your kawaii diver swimming amongst kawaii sea creatures?





Draw your own diver.

# Kawaii pilot



Draw your own pilot.


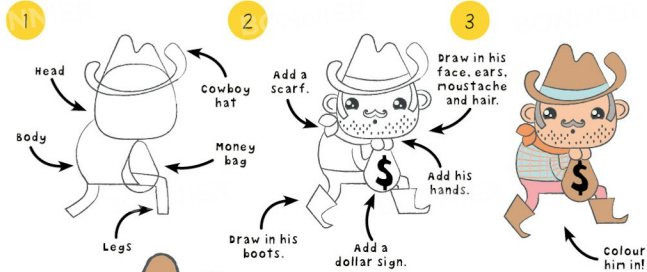

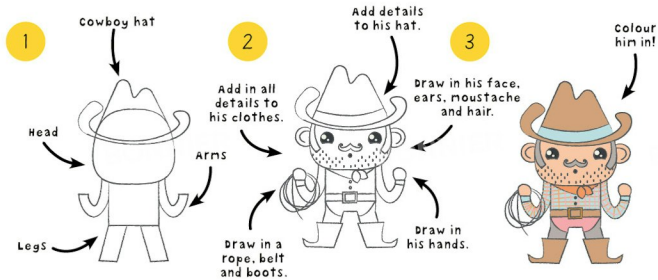


48

Why not draw your kawaii pilot flying a plane through the clouds?

49

# Kawaii cowboy




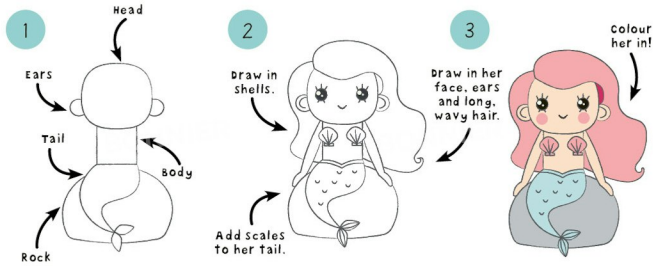
50

Why not draw your kawaii cowboy riding on a horse through the desert?

Draw your own cowboy.

51

# Kawaii mermaid




52


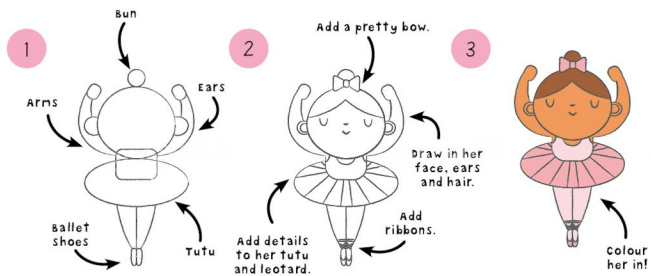
You could draw your kawaii mermaid underwater with lots of kawaii sea creatures!



Draw your own mermaid.



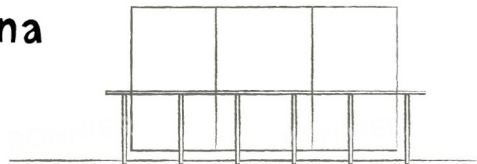
53



54

Why not draw your kawaii ballerina in a theatre, performing with other dancers?

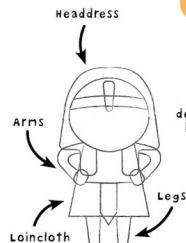
## Kawaii ballerina




Draw your own ballerina.

55


1



2



3

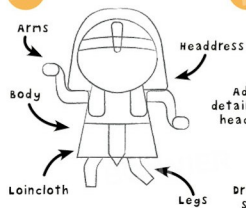


Colour him in!

# Kawaii pharaoh



1



2



3



Colour him in!



56

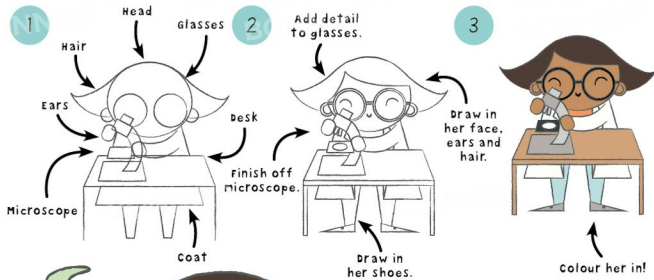

Why not draw your kawaii pharaoh in his palace, or watching the pyramids being built?




Draw your own pharaoh.

57


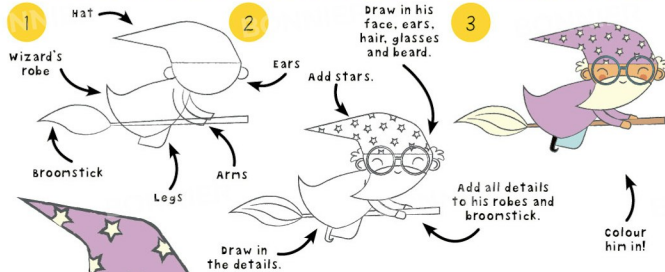
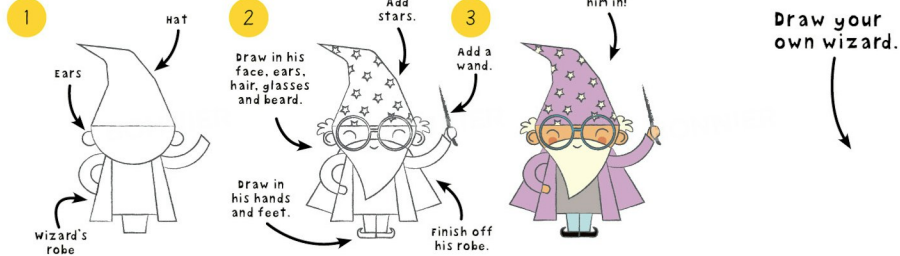
# Kawaii scientist



Why not draw lots of kawaii scientists experimenting in a laboratory?



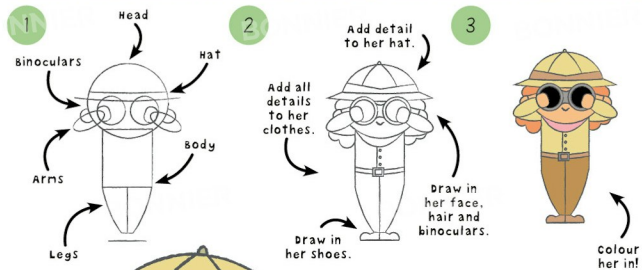

# Kawaii wizard



Why not draw your kawaii wizard performing a magical spell or mixing up a smelly potion?



# Kawaii explorer



You could draw your adventurous kawaii explorer in a wild jungle!

Draw your own explorer.

# Glossary

**Gladiator** Someone who fought other people in arenas in ancient Rome, for the entertainment of the public.

**Ninja** A person trained in Japanese martial arts, employed to spy on enemies or to assassinate people.

**Palette** A thin board on which an artist places and mixes their

paint colours before using them.

**Pharaoh** The title for an ancient Egyptian ruler.

**Viking** Seafaring pirates and traders from Scandinavian countries during the 8th–11th centuries AD.

**Wizard** A person who can perform magical spells.

# Index

A  
accessories 10  
astronaut 26–27

B  
ballerina 54–55

C  
caveman 44–45

E  
expressions 12

H  
hairstyles 13

M  
materials 6–7  
mermaid 52–53

P  
pharaoh 56–57

S  
scientist 58–59

V  
Viking 24–25