



Hatch Press

2024





All the Way Down	3
The Eureka! Moment	5
The Secret Diary of the World's Worst...	7
The Art of Drawing Manga	10
How to Draw	11
Quick Start	16
The Scribble Monsters! Core Skills	18
The Scribble Monsters! Time Sticker Books	20
Tickle Your Brain Joke Books	21
Draw Kawaii	23
Boredom-Buster Puzzle Activity	25
Scribblers Fun Activity Sticker Books	27
Classic Comics	29
Graphic Fiction	32
Ten Tales of Terror	34
Gladiator School	35
Adventures In The Real World	36
You Wouldn't Want to Be...	38





All the Way Down

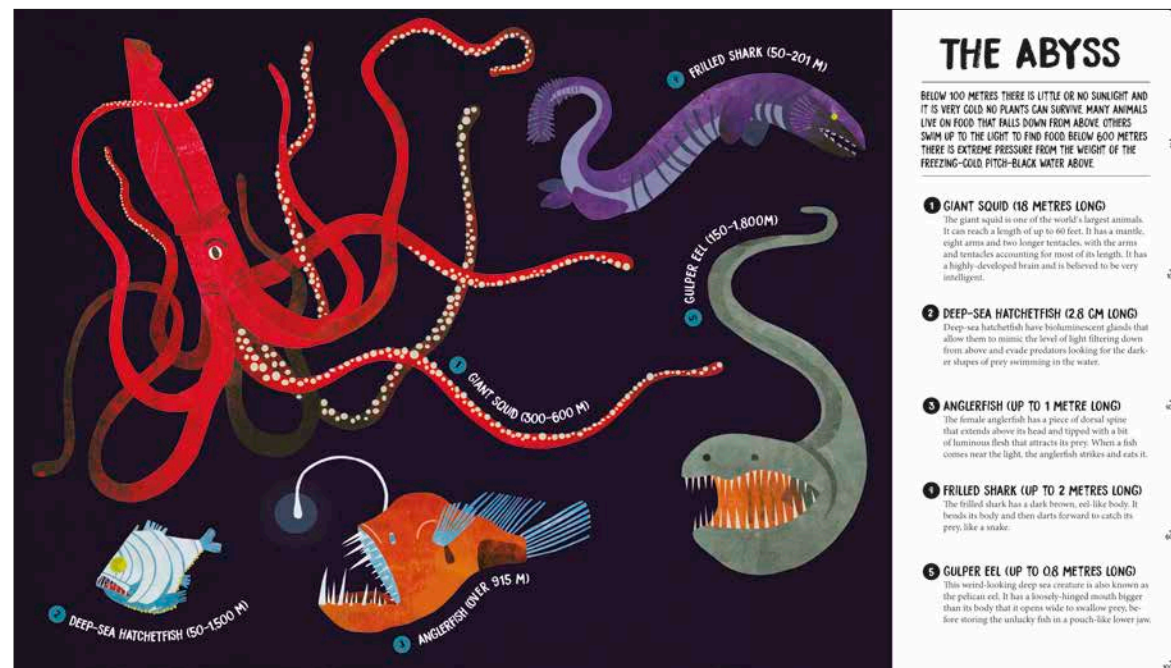
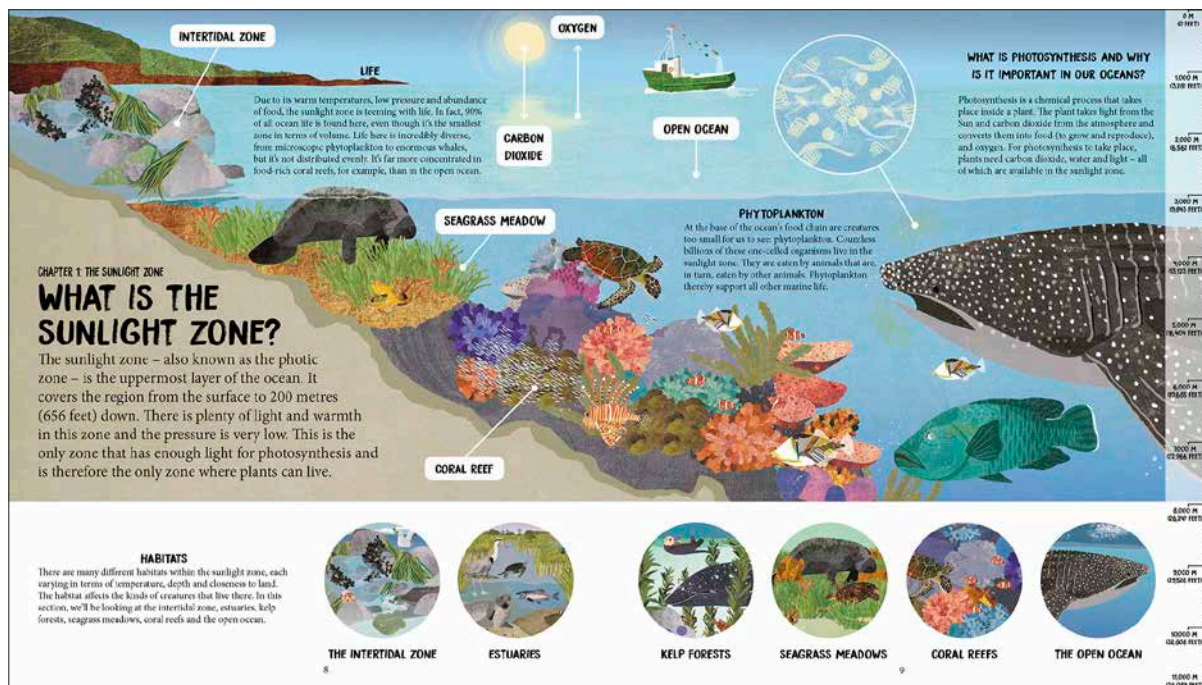
Alex Woolf
Isobel Lundie

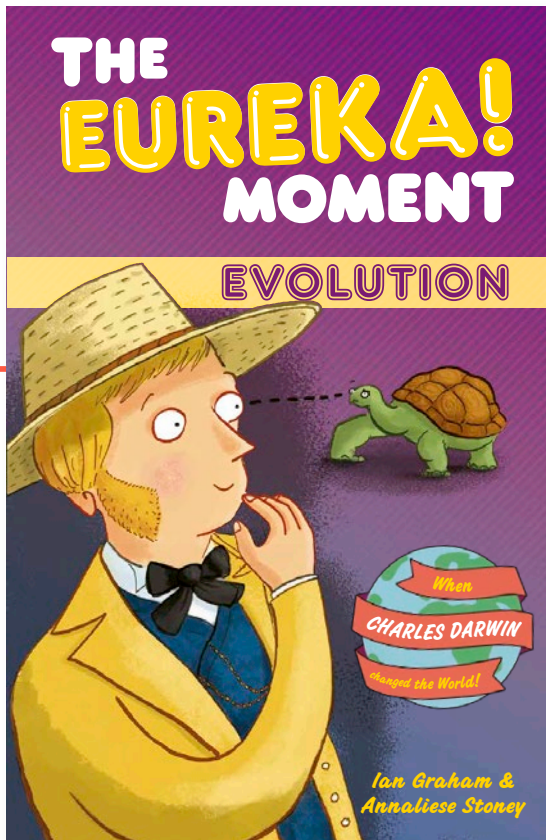
All The Way Down is an ingenious new information book series looking at different ecosystems from the organisms that live near the top to the creatures that dwell near the bottom. A ruler running down the side of each spread highlights the

different depths. *Dinosaurs and Other Prehistoric Creatures* was created in consultation with palaeontologist Stephen Brusatte, who has worked on *Walking with Dinosaurs* and *Jurassic World: Dominion*.

- 292 x 260 mm
- Paperback
- 56pp
- Interest 7+
- Reading age 9+
- Glossary and index







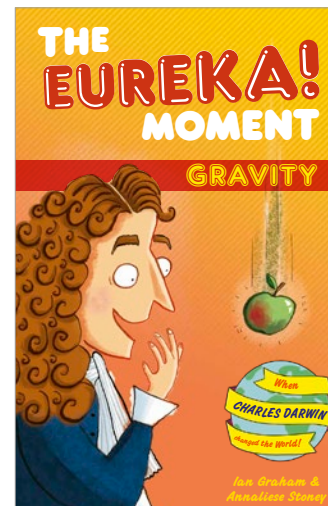

- 198 x 129 mm
- 128pp
- 7-11yrs
- Timeline
- Glossary and index

The Eureka! Moment

Ian Graham / Roger Canavan
Annaliese Stoney

This narrative non-fiction series tells the stories of great moments in science as if through the eyes of the scientists and inventors themselves. The stories are told like an adventure, with all the dramas, missteps, and

struggles along the way, ultimately leading to the 'Eureka' moment of triumph. The books use all the tropes of fiction – dialogue, action, suspense – to tell true-life tales of human discovery and achievement.



of my life, depended on what the examiner was about to say. I couldn't bear the thought of going home to Poland as a failure and perhaps spending the rest of my life as a governess dreaming of the life I almost had... and then lost. I was jolted out of my daydream by the examiner's voice. When everyone had quietened down he said, 'I will read the results in the order of merit. The student with the highest score is... Marie Skłodowska!' I couldn't believe he'd just said my name. After fearing that I might have failed, I'd graduated with the highest score. I was the first woman ever to graduate top of the physics class. All my worries fell away and now I was trembling with excitement and relief instead of fear. I couldn't wait to get back to Poland and give my family the good news.

I knew what I should do next, but I didn't know how to do it. I'd learned how important mathematics is to science, so I wanted to go back

2.5

to the Sorbonne and take a master's degree in maths. The problem was, I had no money left and my family couldn't support me any longer. They'd done more than enough to help me already. All seemed lost. I thought I'd probably look for work as a science teacher in Warsaw. Then a miracle happened. A scholarship fund that supported Polish students in other countries was told about me, and they decided to give me the money I needed. So, a few months later I was back in Paris, studying maths this time.

I graduated in maths in July 1894, but I felt a failure because I only managed to come second in my class. Soon after this I was asked to do some research into the magnetic properties of steel. It was important research for the new technology of electric motors and generators. I needed a laboratory to work in, but I couldn't find a good place. Then I was taken to meet someone who

2.6

might be able to help me. I walked into a friend's apartment and saw a tall man standing by the French window. He had large eyes and brown hair. He seemed younger than his 35 years and he had the look of a dreamer. He was a professor of physics called Pierre Curie. He seemed very surprised to be meeting a physicist who was also

THE SORBONNE

The Sorbonne is one of the oldest parts of the University of Paris. King Louis IX's chaplain, Robert de Sorbon, created it in 1257 using a royal donation of money. It was the best-known part of the university and so the whole university became known as the Sorbonne.

2.7

a woman. It was a new experience for him. We got on with each other very well. When I went home to Poland in the Summer, he thought I had gone for good. He wrote to me again and again asking me to return to Paris. I remember one letter that said, 'It would be a fine thing to pass our lives near each other.' Eventually I gave in and went back to France. A year later we were married. Maria Skłodowska had become Marie Curie.

Just a few months later, we read about the discovery of X-rays by Wilhelm Roentgen. It caused quite a stir among scientists, because no-one knew that these rays existed or what they were. And then we heard that Henri Becquerel had discovered more rays coming from uranium. Roentgen had to use laboratory equipment and high-voltage electricity to produce his X-rays. But the uranium gave out rays without the need for any equipment or electricity to produce them.


2.8

They were entirely natural. I didn't know it at the time, but these two discoveries would shape the rest of my life.



- Maria has to work very hard to catch up to her fellow students in the School of Sciences at the Sorbonne.
- She graduates top of her class in physics in July 1893 and goes on to complete her study in mathematics in 1894.
- Maria meets and marries her fellow scientist, Pierre Curie, and becomes his wife, taking his surname.

2.9



30




31

X-RAYS

Wilhelm Roentgen (1845-1923) was a German scientist who was fascinated by devices called vacuum tubes. They were glass tubes that the air had been sucked out of. An electric current flowed through the tube between metal contacts called electrodes. In 1895, Roentgen found that these tubes could produce invisible rays that made a screen glow. He didn't know what they were so he called them X-rays. He discovered that they could pass through parts of the human body and make a shadow picture on photographic paper showing the bones inside the body.

32



- 198 x 129 mm
- 208–216pp
- 7-11 years

The Secret Diary of the World's Worst...

Tim Collins


Isobel Lundie / Sarah Horne

These hilarious fictional diaries put us inside the heads of hapless figures from history struggling to carry out their roles and getting things horribly wrong. Whether it's a nervous knight afraid to embark on a quest or a

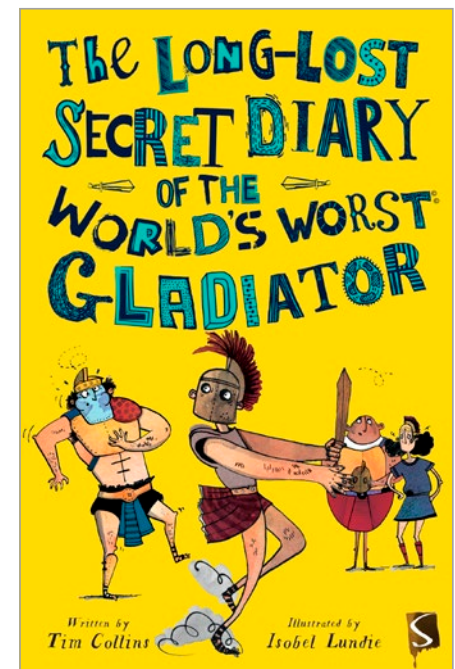

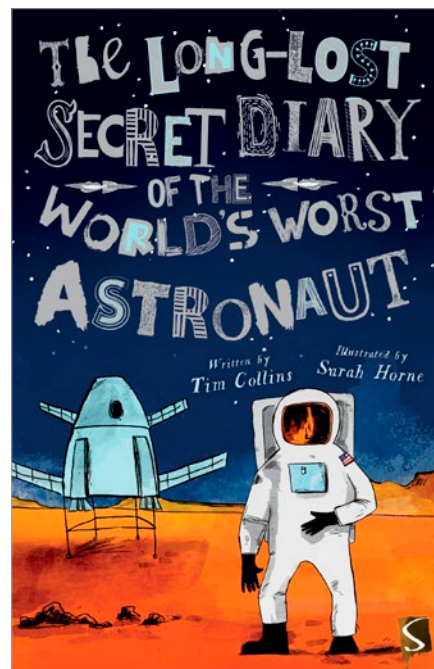
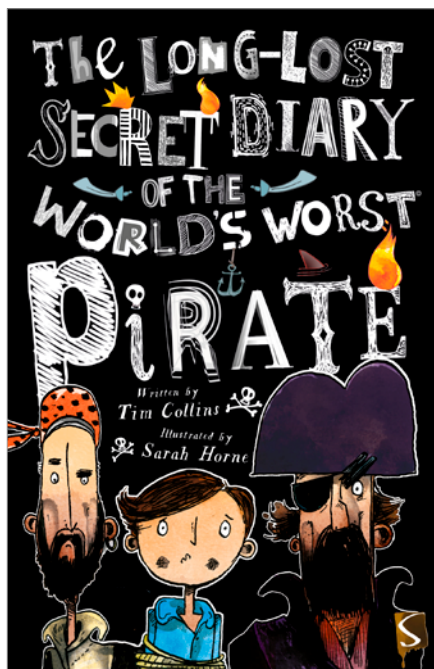
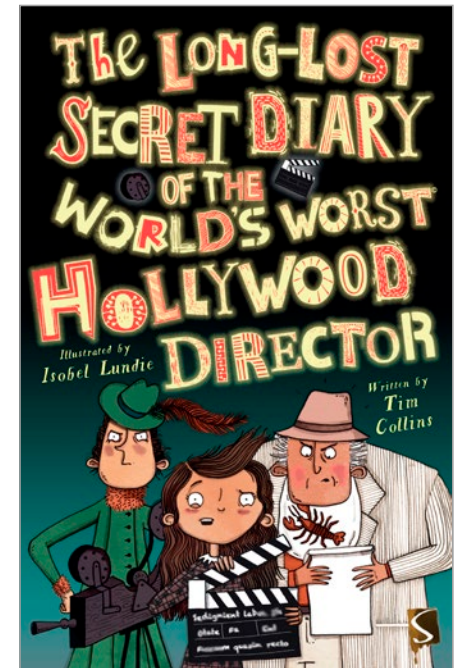
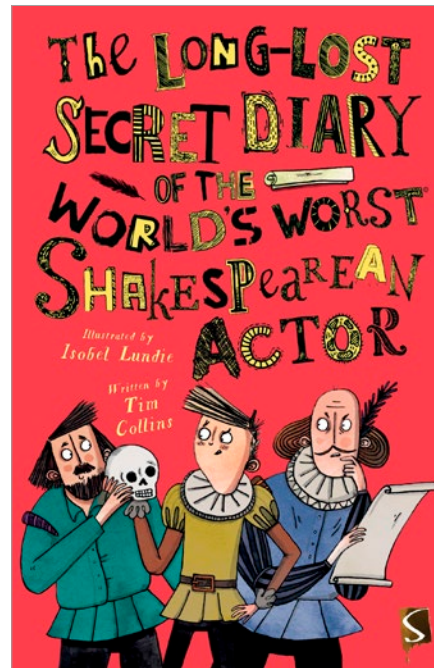
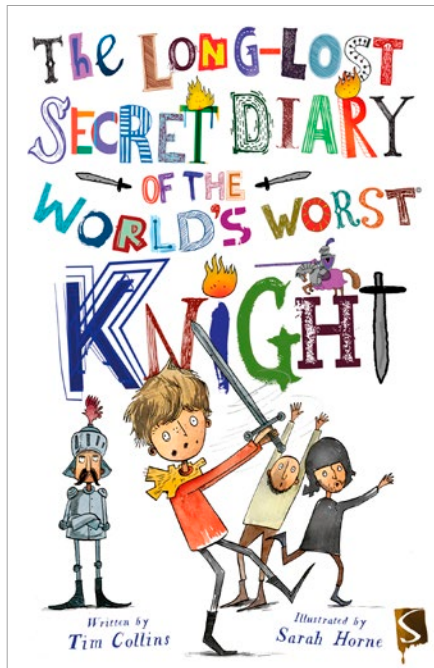
pirate misplacing his plunder, these accessible, irreverent and educational stories will keep young readers laughing as they learn not to fear making mistakes.

'Although easy to read, the vocabulary is great and the plot lines engaging – excellent reads for developing readers.'

Library Girl and Book Boy blog



8 further titles available





The rocks are to the north of our village, and they overlook the main path, which winds down a steep hill, and eventually takes you all the way to the coast.

I held up my bamboo stick and pretended to be a fearsome warrior, facing hordes of enemies armed with swords, lances, bows and arrows.

10

In my imagination, the stick became a long, curved sword that was created by a master craftsman. As the waves of enemies came at me, I sliced their heads off and added them to my collection. I soon gathered over a hundred, each with an identical expression of terror mixed with grudging respect.

The final line of enemies surged forward in a last, desperate attempt to beat me, but I rushed out to meet them with my blade so high that the sky itself was carved in two.

I heard a ripping noise, which took me out of my fantasy. I turned around and saw I'd torn the back of my robe on one of the jagged rocks.

I knew that honesty is part of the way of the samurai, so I trekked home and admitted what I'd done to Mother.

11

I said I was better at fighting than Yasutaro, and if I could be sent to Yoshihiro I would emerge as the true warrior of our family.

Father nodded and asked if I had any other reason.

I said I was better at tactics than Yasutaro, and one day I could become a great commander and lead troops to glorious victories.

Father finished his rice in silence. When his bowl was empty, he said he refused to send me to samurai school.

I tried to keep my anger in, but it was no use. I said it was ridiculous that he wouldn't let me train just because I was a girl.

Father laughed. He said that wasn't the reason, and there were many stories about

18

female samurai who'd commanded armies of thousands. He said the reason he wouldn't send me was because I wasn't thinking like a true samurai should.

Mother repeated her demand for me to get back to my duties, but Father said I could be excused for one day. He told me to take the time to think and then answer the question again tomorrow morning.



GET REAL

Female samurai were rare, but some became legendary figures whose stories were repeated long after they died. An epic account of 12th century battles called The Tale of the Heike describes a female warrior called Tomoe Gozen. It says she was 'fit to confront a demon or a god' and 'worth a thousand warriors'.

19




- 225 x 175 mm
- 64pp
- 9-12yrs

The Art of Drawing Manga

Max Marlborough

The Art of Drawing Manga introduces the distinctive style of Japanese manga art with step-by-step drawing guides using fundamental drawing techniques. The books help readers to take their basic skills to a new level, as well as suggesting tips to develop drawings into imaginative artworks of a highly polished standard.



2 further titles available
(Girls & Boys, Heroes & Villains)



- 280 x 215 mm
- 32pp
- 9-12 years
- Step-by-step instructions



















How to Draw


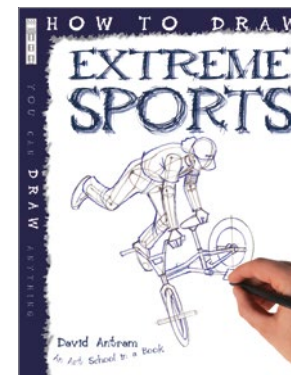
















David Antram / Mark Bergin /
Carolyn Scrace
















Become an accomplished artist with this easy and fun How to Draw series. Build up drawing skills and learn techniques with projects that range from easy to expert and teach a wide variety of skills. Step-by-step instructions show the whole process from the preliminary stages to the finished work of art.



Over 50 further titles available

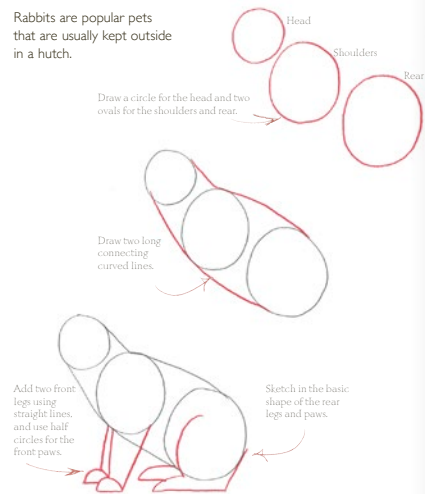







Rabbit


Rabbits are popular pets that are usually kept outside in a hutch.



20



This drawing of a rabbit from a different angle shows all the construction lines used.




21

Perspective

If you look at any object from different viewpoints, you will see that the part that is closest to you looks larger, and the part furthest away from you looks smaller. Drawing in perspective is a way of creating a feeling of space - of showing three dimensions on a flat surface.

The vanishing point (V.P.) is the place in a perspective drawing where parallel lines appear to meet. The position of the vanishing point depends on the viewer's eye level. Sometimes a low viewpoint can give your drawing added drama.

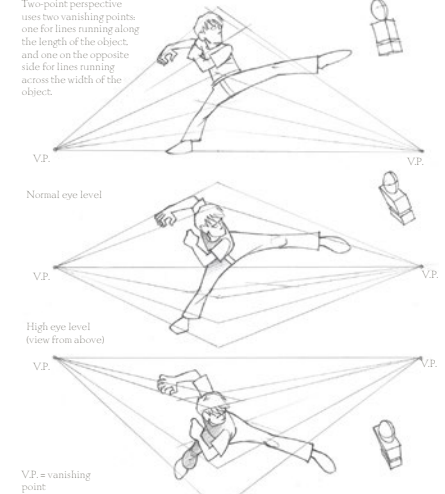


6

Two-point perspective drawing

Low eye level
(view from below)

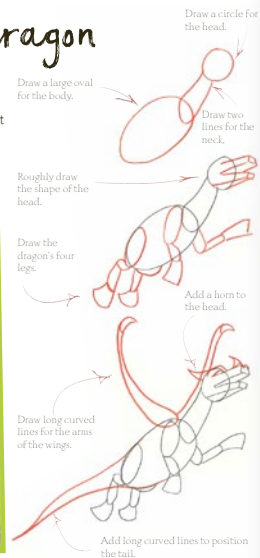
Two-point perspective uses two vanishing points one for lines running along the length of the object, and one on the opposite side for lines running across the width of the object.




7

Flying dragon

A dragon in flight is a majestic sight. With its powerful wings extended it can fly through the air at astonishing speeds.




24



25

Making a start


Learning to draw is about looking and seeing. Keep practising, and get to know your subject. Use a sketchbook to make quick sketches. Start by doodling, and experiment with shapes and patterns. There are many ways to draw; this book shows one method. Visit art galleries, look at artists' drawings, see how friends draw, but above all, find your own way.



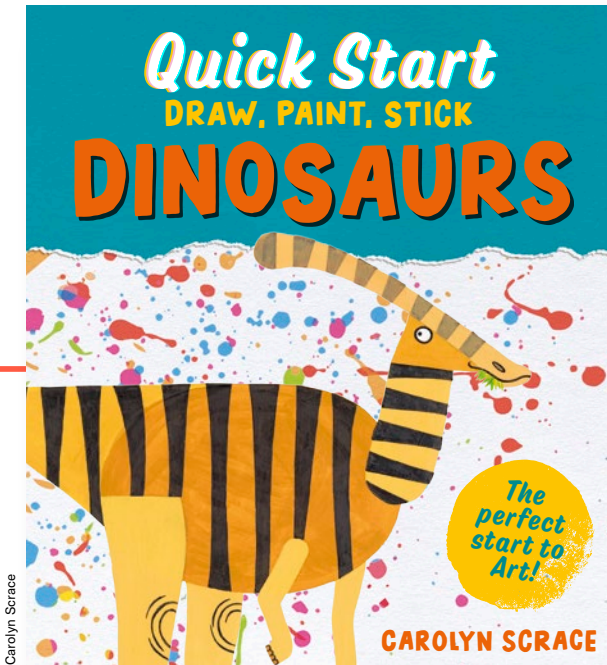
Remember that practice makes perfect. If it looks wrong, start again. Keep working at it - the more you draw, the more you will learn.

4

Simple shapes for the figure in action.



5






- 242 x 216 mm
- 32pp
- Interest 3+
- Contents, glossary and index

Quick Start

Carolyn Scrace /
Isobel Lundie

These introductory arts and crafts manuals are ideal for young artistic children with a keen interest in learning the basics of drawing and craft design. The accessible style, step-by-step instructions and fun illustrations will help prepare them for the challenges of more advanced art techniques without feeling intimidating.



Handprint Triceratops

Have fun making your painted handprint and then turn it into a scary triceratops!

You will need:

- poster paints
- large posterbrush
- small posterbrush
- colored paper
- felt-tip pen
- scissors
- PVA glue



1 Paint your hand with poster paint and press it down onto the paper. Leave your print to dry.



2 Use a black felt-tip pen to draw in the triceratops' neck frill and mouth.



3 Now draw in the triceratops' three large horns. Add an eye and a nostril.



4 Then draw in the triceratops' big tail and its toe nails.



5 Use the poster paints to round the triceratops' eye and horns. Paint stripes along its tail.



6 Use scissors to cut round the triceratops. Glue it onto a sheet of colored paper.

14



Use the poster paints to make some 'fingerprint plants' for your triceratops to eat.

Here are some more dinosaur handprint ideas for you to draw and paint.



15

Torn Paper Giraffe

You will need:

- poster paint
- thin paper for tracing
- colored paper
- PVA glue
- black felt-tip pen




1 Pencil in simple shapes for the head and neck.



2 Draw in the shape of its body and two legs.



3 Pencil in the other two legs. Scribble over the back.



4 Press hard to transfer the drawing onto cream-colored paper.



5 Use the traced lines to tear out the shapes of the neck, head, body, and legs.



6 Arrange the shapes into the right order and glue onto colored paper.

28



Tear out little squares of colored paper for the giraffe's eye, nose, and mouth. Glue in place.

Tear out little bits of paper to make its ear, horns, tongue, hooves, and tail. Glue in place.

Use a felt-tip pen to draw in the giraffe's eye, nose, and mouth. Add hairs to the end of its tail.

Make a tree out of torn paper with plenty of leaves for the giraffe to eat!

29

Colored Paper Sausage Dog

Paper folding

You must use paper that is thick enough to stand up when folded, but not too thick to cut out small details.

You will need:

- colored cartridge paper
- PVA glue
- scissors
- pencil
- black felt-tip pen



1 Fold a rectangular piece of brown cartridge paper in half then draw a simple outline of a sausage dog.



2 Ask an adult to help you carefully cut around the dog-shaped outline.



3 Fold a rectangular piece of dark brown paper in half. Draw a tear shape.



4 Ask an adult to help you cut the shape out. Glue the ears in place.



5 Use a black felt tip pen to draw on dots for the eyes and draw the nose and paws.

24



Remember to draw the same details on both sides.

Cut out different colored paper to make a variety of surfaces.

You could make a mouse or even more complex animals like these lizards.

25

Painted Pirate

Painting technique

Always make sure you have different sized brushes before you start painting or small details will be tricky.

You will need:

- poster paints
- paint brushes
- white cartridge paper



1 Paint a pink circle for the head and let it dry. Paint in a red bandana.



2 Use red poster paint to paint a curved triangle for the body. Add arms.



3 Use blue poster paint for the pirate's trousers.



4 Now paint her hat, jacket, and boots using black poster paint.



5 Using a small brush, paint white stripes on her red shirt and spots on her hat.



6 Add finishing details: her hair, nose, mouth, eye, nose, and mouth.


12

Add the background using poster paints. Paint the sky, clouds, sea, and finally a plank for your pirate to walk.

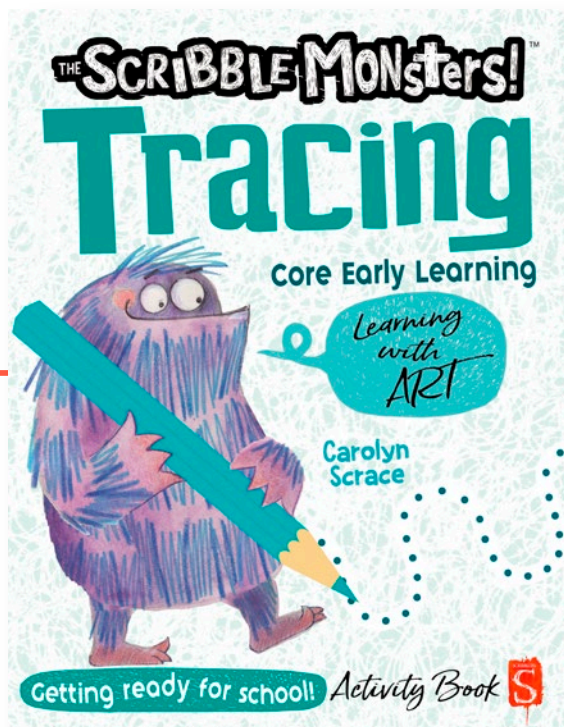
Walk The Plank

You could even paint in a sword or dagger using grey poster paint.

Try using a big brush to paint the sky in smoothly.



13







- 282 x 219 mm
- 32pp
- Interest 5+

The Scribble Monsters!

Carolyn Scrace

Join the SCRIBBLE MONSTERS, a loveable yet mischievous set of unforgettable characters, in completing a series of tracing, colouring, printing, copying, sticking and painting activities that allow young children to practise their creative, literacy, writing and shape recognition skills.

Also
Available



Safari fun

Inky and Blot have work to do – the lion needs a mane. Can you help?



Rainy day


Inky and H.B. like jumping in puddles. Can you help to print more rain for them?

Mix grey paint on a flat plate. Place a pencil onto the paint. Lift it and press it onto the page to add more rain.



Flying saucers


Inky and Nibs are having fun in their flying saucers.



Mixed-up colours

Oh no! Now Nibs and Pablo have spilled red and yellow paint!







The Scribble Monsters! Time Sticker Books

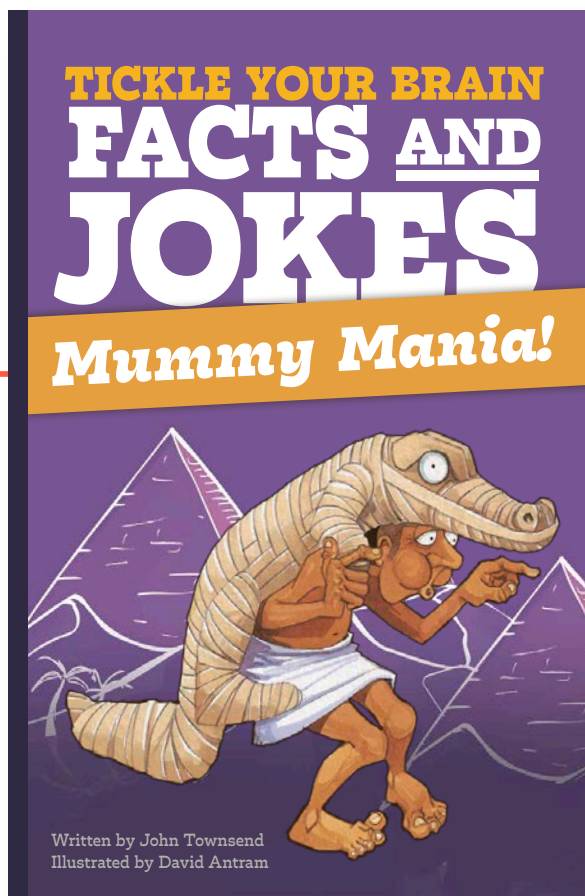
Carolyn Scrace

Meet the Scribble Monsters – Inky, Blot, H.B., Pablo and Nibs. These playful and inquisitive characters will guide young children through the fun and challenging sticker-based tasks that will teach young children about the concept and measurement of time. Each volume features the time-telling skills covered at KS1 in the UK curriculum.

- Paperback
- 275 x 216 mm
- 16pp
- +8 pages of stickers
- Full colour
- Interest 5+

Also Available





- 198 x 129 mm
- 128pp
- Interest 6+
- Reading age 7+

Tickle Your Brain Joke Books

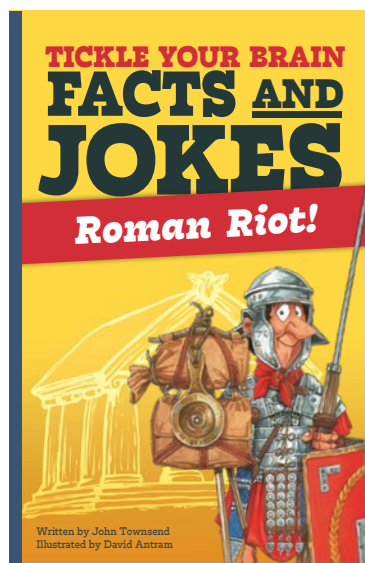
John Townsend
David Antram

These hilarious, fact-packed joke books will have young readers laughing as they're learning. They feature bite-sized facts and dozens of gut-busting gags that children

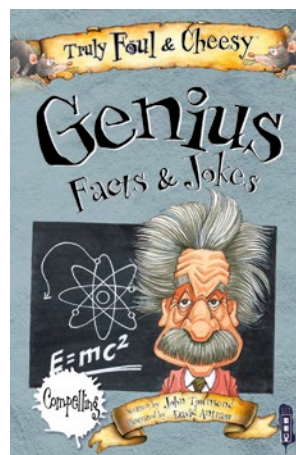








can share with their friends, themed around the gross and gruesome aspects of the animal kingdom, science, history and the human body. Hold onto your sides and dive in!

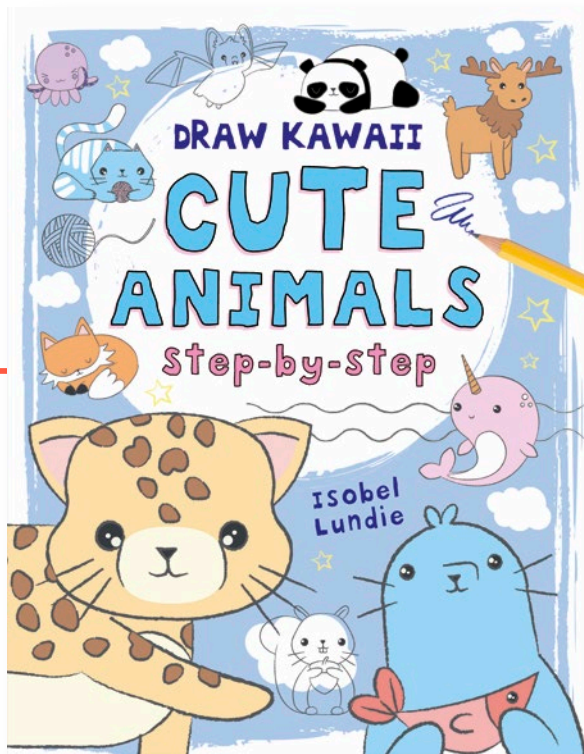
'Plenty of laughs on every page... A series which children are going to love.'

parentsintouch.co.uk



12 further titles available





Isobel Lundie

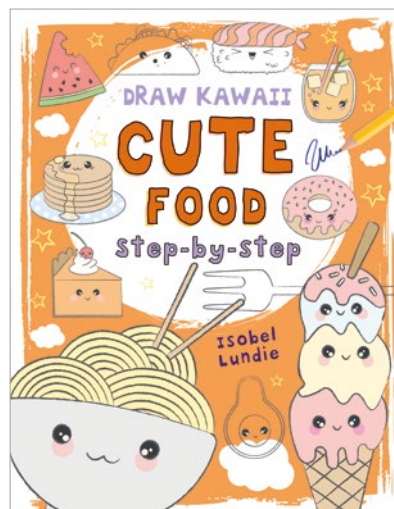
- 225 x 175 mm
- 64pp
- 6-9 years

Draw Kawaii


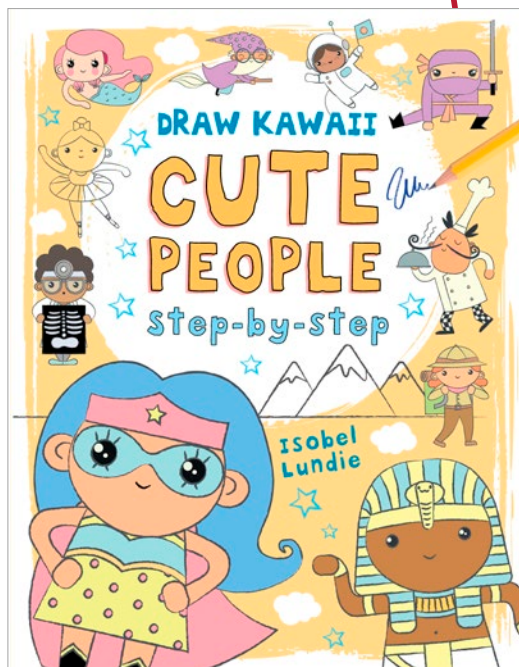

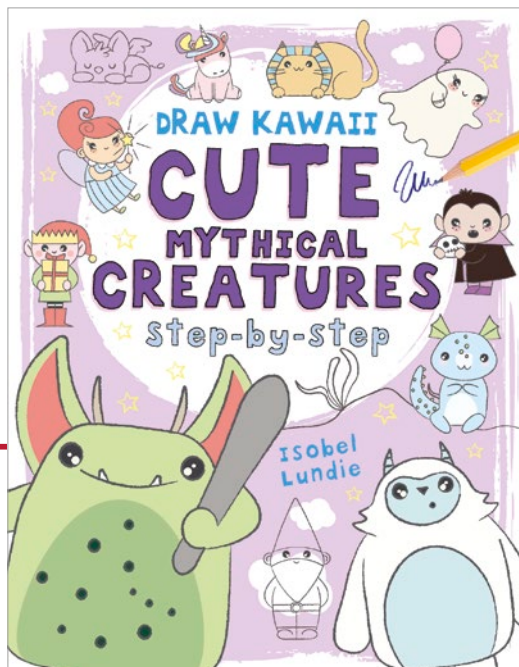
Isobel Lundie


Kawaii is a Japanese word meaning 'cute' and a Japanese art style involving creating characters that are cute and charming. Draw Kawaii is a new series that will introduce budding artists to the basic techniques required to produce

original kawaii pictures. The multiple fun projects, outlined with step-by-step instructions and adorable illustrations, will give readers aged 8 to 80 the confidence and skills to create their own kawaii pictures.



2 further titles available







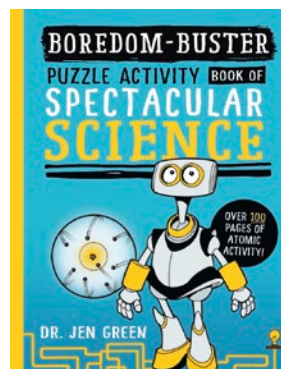
- 280 x 215 mm
- 112pp
- 6-9 years

Boredom-Buster Puzzle Activity

Various

These hugely entertaining, irreverent and informative activity books will provide hours of fun. They're the perfect anti-boredom antidote for long journeys! Each title contains puzzles themed around the subject, along with bite-sized facts and hilarious jokes, as well as quirky and humorous black and white illustrations.


Also available



Bone crossword

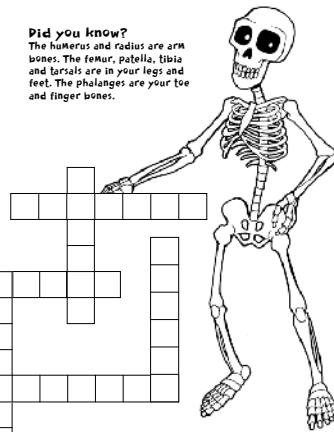
Fit the bone names in the grid.
Hint: Count the letters. Fill in the shortest and the longest words.

TIBIA RADIUS SKULL CLAVICLE
HUMERUS FEMUR PELVIS FIBULA
SCAPULA PATELLA RIBS TARSALS
STERNUM PHALANXES




Did you know?

The humerus and radius are arm bones. The femur, patella, tibia and tarsals are in your legs and feet. The phalanges are your toe and finger bones.




Rising air

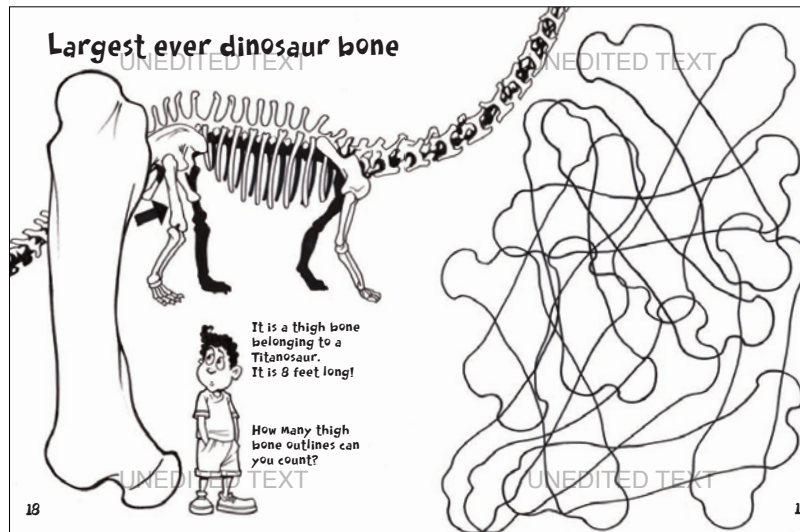
When air is heated it rises. This is what makes a hot-air balloon rise. Air spirals upwards in currents called thermals where the sun heats the air near the ground.



Colour the snakes, then cut them out to make a spiral. Gently pull the head and tail apart. Use scissors to make a hole in the nose, and attach a string. Hang the snakes over a radiator and watch them spin around!



Largest ever dinosaur bone



It is a thigh bone
belonging to a
Titanosaur.
It is 8 feet long!

How many thigh bone outlines can you count?

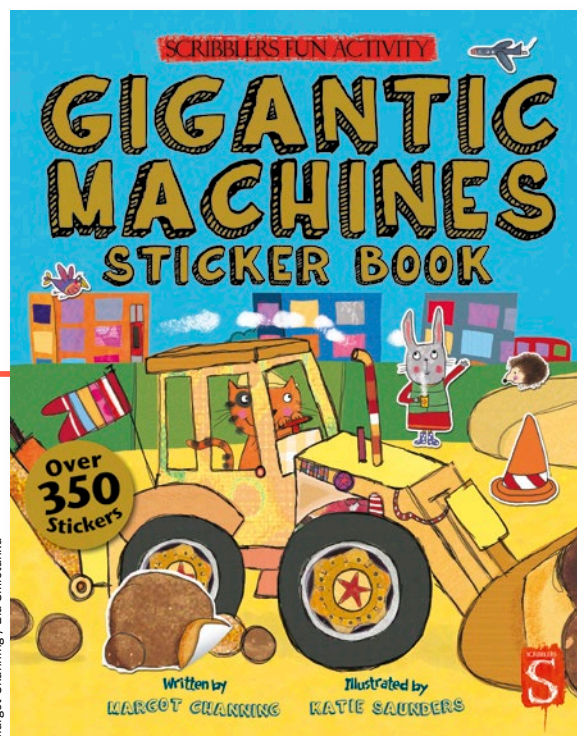
Draw some tattoos on these Pirates

Tattoos often had specific meanings; a dragon signified that the bearer had sailed to Asia, a turtle that he had crossed the equator and an anchor that he had crossed the Pacific.



LINEARITY TEST

UNEP/WHO TEX




- 275 x 216 mm
- 16pp
- +8 pages of stickers
- Interest 5+
- Average of 350 stickers

Scribblers Fun Activity Sticker Books

Margot Channing


The beautifully illustrated Scribblers Fun Activity series has plenty of exciting and colourful scenes for children to complete with 8 pages of approximately 350 reusable die-cut stickers in every volume. Each title focuses on an exciting topic for children to discover: everything from gigantic machines to a charming doll's house. There are 'I spy' games on every page, and a treasure hunt activity.







Margot Channing / Ellie Jenkins

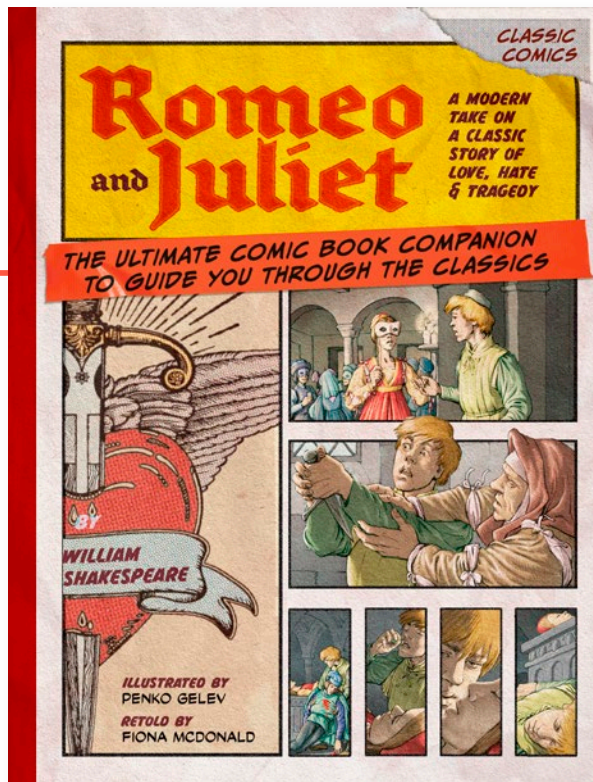


Margot Channing / Katie Saunders

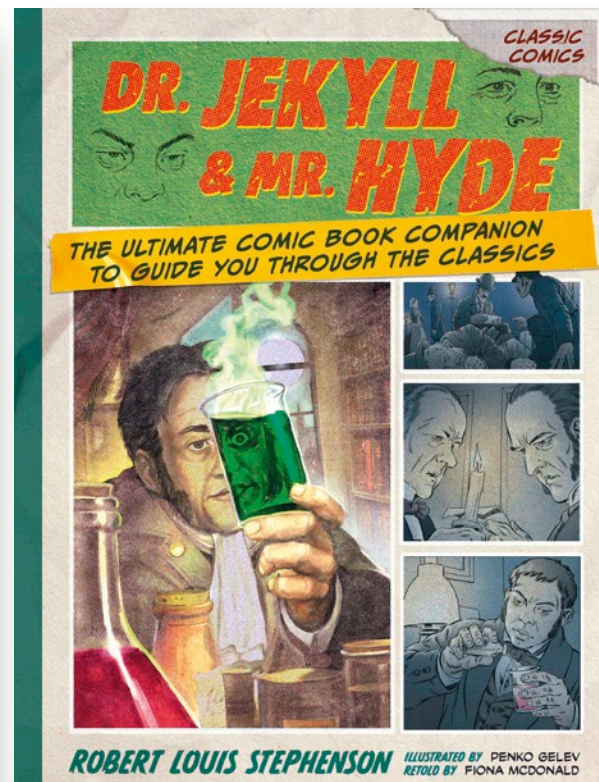


Margot Channing / Jean Claude





- Paperback
- 246 x 189 mm
- 48pp
- 9+ years





















Classic Comics

Graphic novels powerfully attract children and motivate them to read. They are particularly popular with reluctant readers. The Graffex series of books are exciting, fast-moving retellings of well-known stories in the graphic-novel format.

Coming soon:
Macbeth & Jane Eyre

Over 20 more titles available



CHARACTERS



ROMEO



JULIET



MERCUTIO,
ROMEO'S FRIEND



TYBALT, JULIET'S COUSIN



FRIAR LAURENCE



NURSE



LORD CAPULET,
JULIET'S FATHER



LADY CAPULET,
JULIET'S MOTHER



LORD MONTAGUE,
ROMEO'S FATHER



LADY MONTAGUE,
ROMEO'S MOTHER



PARIS



BENVOLIO,
ROMEO'S COUSIN



ESCALUS,
PRINCE OF VERONA

IN VERONA, A TOWN IN NORTH ITALY, TWO NOBLE FAMILIES, THE MONTAGUES AND THE CAPULETS, ARE AT WAR BECAUSE OF AN ANCIENT GRUDGE.

FROM THESE HOUSES, TWO 'STAR-CROSSED' YOUNG LOVERS WILL MEND THE QUARREL BETWEEN THEIR FAMILIES BY FALLING IN LOVE - AND DYING. READ ON TO FIND OUT HOW THEIR TRAGIC STORY UNFOLDS...

HOWEVER, TWO CAPULETS, SAMPSON AND GREGORY, ARE HUNGRY FOR A FIGHT.

I SERVE AS GOOD A MAN AS YOU.

NO BETTER.

SAMPSON CLAPS HIS HANDS AS THE MEN

1. star-crossed;
2. quarrel-start;
3. bite your thumb at;
4. draw: pull out



ALL SEEMS QUIET IN VERONA'S BUSY PIAZZA.¹

DO YOU BITE YOUR THUMB² AT US, SIR?

NO, SIR, I DO NOT BITE MY THUMB AT YOU, SIR, BUT I BITE MY THUMB, SIR.

THEY RUN INTO ABRAHAM AND BALTHASAR, TWO MONTAGUES. SAMPSON TRIES TO PROVOKE ABRAHAM BY MAKING A RUDE GESTURE.

THE MEN KNOW THEY SHOULD NOT ARGUE IN A PUBLIC PLACE, BUT ABRAHAM QUICKLY RIDES TO THE BAIT.

DO YOU QUARREL, SIR?

NO, SIR.

QUARREL, SIR? NO, SIR.

THEY RUN INTO ABRAHAM AND BALTHASAR, TWO MONTAGUES. SAMPSON TRIES TO PROVOKE ABRAHAM BY MAKING A RUDE GESTURE.

THE MEN KNOW THEY SHOULD NOT ARGUE IN A PUBLIC PLACE, BUT ABRAHAM QUICKLY RIDES TO THE BAIT.

DO YOU QUARREL, SIR?

NO, SIR.

QUARREL, SIR? NO, SIR.

THEY RUN INTO ABRAHAM AND BALTHASAR, TWO MONTAGUES. SAMPSON TRIES TO PROVOKE ABRAHAM BY MAKING A RUDE GESTURE.

THE MEN KNOW THEY SHOULD NOT ARGUE IN A PUBLIC PLACE, BUT ABRAHAM QUICKLY RIDES TO THE BAIT.

DO YOU QUARREL, SIR?

NO, SIR.

QUARREL, SIR? NO, SIR.

THEY RUN INTO ABRAHAM AND BALTHASAR, TWO MONTAGUES. SAMPSON TRIES TO PROVOKE ABRAHAM BY MAKING A RUDE GESTURE.

THE MEN KNOW THEY SHOULD NOT ARGUE IN A PUBLIC PLACE, BUT ABRAHAM QUICKLY RIDES TO THE BAIT.

DO YOU QUARREL, SIR?

NO, SIR.

QUARREL, SIR? NO, SIR.

TWO FAMILIES AT WAR

THE PRINCE'S WARNING



BENVOLIO¹ A MONTAGUE, ARRIVES AND TRIES TO SEPARATE THE ANGRY MEN.

I DO BUT KEEP THE PEACE, PUT UP THY SWORD.

WHAT, DRAWN?² AND TALK OF PEACE? I HATE THE WORD, AS I HATE HELL, ALL MONTAGUES, AND THEE.

BENVOLIO TRIES TO CALM THINGS DOWN, BUT TYBALT CAUSES TROUBLE.

CLUBS, BILLS AND PARTISANS!³ STRIKE! BEAT THEM DOWN!

DOWN WITH THE MONTAGUES!

DOWN WITH THE CAPULETS!

A CRUTCH!⁴ WHY CALL YOU FOR A SWORD?

BEFORE ANYONE IS INJURED, A GROUP OF LOCAL CITIZENS INTERVENE, ARMED WITH WEAPONS. THEY TRY TO BREAK UP THE FIGHT.

HEARING THE NOISE, LORD CAPULET RUSHES TO JOIN IN. LADY CAPULET MOCKS HER AGED HUSBAND.

ON THE OPPOSITE SIDE OF THE PIAZZA, LADY MONTAGUE ALSO TRIES TO RESTRAIN HER HUSBAND.

IF EVER YOU DISTURB OUR STREETS AGAIN, YOUR LIVES SHALL PAY THE FORFEIT⁵ OF THE PEACE.

RELUCTANTLY, THE CAPULETS AND MONTAGUES LEAVE THE PIAZZA, BUT THE TENSION BETWEEN THE TWO FAMILIES REMAINS.

LORD AND LADY MONTAGUE ASK BENVOLIO IF HE HAS BEEN THEIR SON ROMEO. ROMEO HAS BEEN ACTING STRANGELY RECENTLY.

HOW MANY A MORNING HE HAS BEEN THERE SEEN...

MY NOBLE UNCLE, DO YOU KNOW THE CAUSE?

COULD HE BUT LEARN FROM WHENCE? HIS SORROWS GROW, WE WOULD AS WILLINGLY GIVE CLUE AS KNOW.

LORD MONTAGUE HAS TRIED TO FIND OUT WHY ROMEO IS SO DEPRESSED, BUT HIS SON KEEPS HIS FEELINGS TO HIMSELF.

THE PRINCE'S WARNING



REBELLIOUS SUBJECTS, ENEMIES TO PEACE!

THROW YOUR MISTEMPERED¹ WEAPONS TO THE GROUND.

THREE CIVIL BRAWLS,² BRED OF AN AIRY³ WORD...

... HAVE THrice⁴ DISTURBED THE QUIET OF OUR STREETS.

SUDDENLY, PRINCE ESCALUS, THE RULER OF VERONA, STEPS IN TO HALT THE VIOLENCE. HE IS TIRED OF THE DISRUPTIONS CAUSED BY THE TWO FEUDING FAMILIES.

SEEING THE PRINCE AND HIS SOLDIERS, THE MONTAGUES AND CAPULETS STOP FIGHTING. THE PRINCE IS FURIOUS: IT'S THE THIRD TIME THEY'VE FOUGHT ON THE STREETS OF VERONA.

IF EVER YOU DISTURB OUR STREETS AGAIN, YOUR LIVES SHALL PAY THE FORFEIT⁵ OF THE PEACE.

RELUCTANTLY, THE CAPULETS AND MONTAGUES LEAVE THE PIAZZA, BUT THE TENSION BETWEEN THE TWO FAMILIES REMAINS.

LORD AND LADY MONTAGUE ASK BENVOLIO IF HE HAS BEEN THEIR SON ROMEO. ROMEO HAS BEEN ACTING STRANGELY RECENTLY.

HOW MANY A MORNING HE HAS BEEN THERE SEEN...

MY NOBLE UNCLE, DO YOU KNOW THE CAUSE?

COULD HE BUT LEARN FROM WHENCE? HIS SORROWS GROW, WE WOULD AS WILLINGLY GIVE CLUE AS KNOW.

LORD MONTAGUE HAS TRIED TO FIND OUT WHY ROMEO IS SO DEPRESSED, BUT HIS SON KEEPS HIS FEELINGS TO HIMSELF.

IF EVER YOU DISTURB OUR STREETS AGAIN, YOUR LIVES SHALL PAY THE FORFEIT⁵ OF THE PEACE.

RELUCTANTLY, THE CAPULETS AND MONTAGUES LEAVE THE PIAZZA, BUT THE TENSION BETWEEN THE TWO FAMILIES REMAINS.

LORD AND LADY MONTAGUE ASK BENVOLIO IF HE HAS BEEN THEIR SON ROMEO. ROMEO HAS BEEN ACTING STRANGELY RECENTLY.

HOW MANY A MORNING HE HAS BEEN THERE SEEN...

MY NOBLE UNCLE, DO YOU KNOW THE CAUSE?

COULD HE BUT LEARN FROM WHENCE? HIS SORROWS GROW, WE WOULD AS WILLINGLY GIVE CLUE AS KNOW.

LORD MONTAGUE HAS TRIED TO FIND OUT WHY ROMEO IS SO DEPRESSED, BUT HIS SON KEEPS HIS FEELINGS TO HIMSELF.

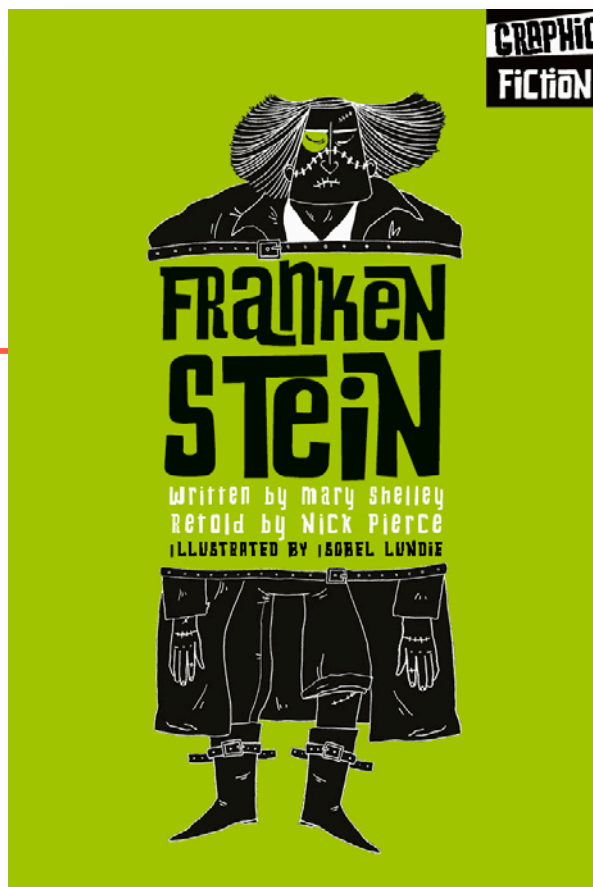
1. Benvolio's name means 'well-wisher'. 2. drawn: with your sword in your hand.

3. bills and partisans: two types of pike - hooked spears at the end of a long pole. 4. crutch: walking aid.

1. mistempered: wrongly made or 'tempered', because they are being used by people in a bad temper. 2. brawl: fight.

3. airy-vague - no-one knows exactly why the Montagues and Capulets are fighting. 4. thrice: three times.

5. forfeit: penalty for breaking the peace. 6. augmenting: adding to. 7. whence: from what cause.



- 210 x 140 mm
- 64pp
- 9+ years


Graphic Fiction

Mary Shelley / Fiona Macdonald
illustrated by Isobel Lundie

Mary Shelley's gothic tale of terror and twisted ambition, reborn as a vivid graphic novel

Retellings of classic horror novels in modern English for young readers, featuring stunning, atmospheric illustrations, author biographies and explorations of the cultural impact of the books.

Vibrant full-colour artwork adds fresh appeal to these classic tales. Speech bubbles work with the main text to emphasise and enhance the retelling. A running glossary at the foot of each page helps young readers with any challenging vocabulary without disrupting their reading experience.




Coming soon: Dracula



NIGHTMARES PLAGUED ME ALL NIGHT LONG.




I WOKE TO SEE THE MONSTER'S HUGE, CLUMSY HAND REACHING THROUGH MY BED CURTAINS.



I RAN FROM THE HOUSE, MY HEART THUMPING WILDLY.




I WALKED THE STREETS OF INGOLSTADT, NOT DARING TO GO BACK.



A COACH ARRIVED, AND MY OLD FRIEND HENRY CLERVAL WAS IN IT.




MY DEAR FRANKENSTEIN! HOW GLAD I AM TO SEE YOU!



I'VE QUIT MY JOB. I'M GOING TO BE A STUDENT LIKE YOU! BUT, WHAT'S WRONG VICTOR? YOU LOOK SO THIN AND PALE!



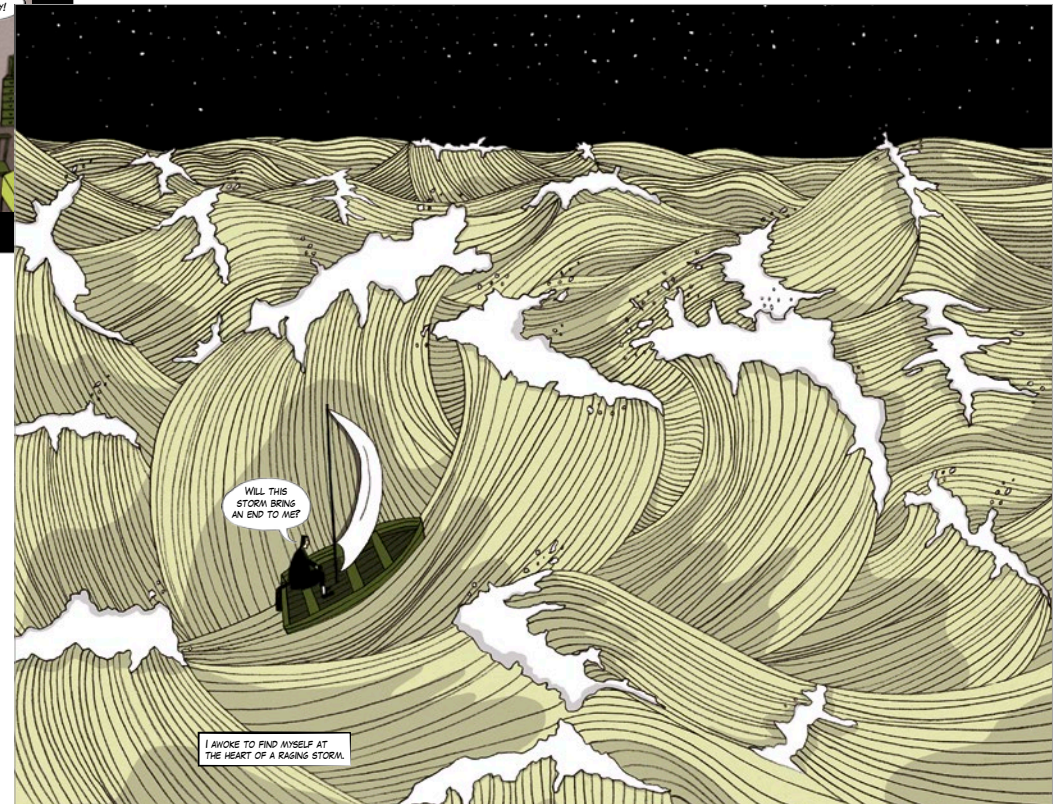
NOTHING... LET'S GO TO MY HOUSE.



WAIT HERE...



THANK GOODNESS THE ROOM IS EMPTY!



WILL THIS STORM BRING AN END TO ME?

I AWOKE TO FIND MYSELF AT THE HEART OF A RAGING STORM.



- 198 x 129 mm
- 128pp
- 9-12 years

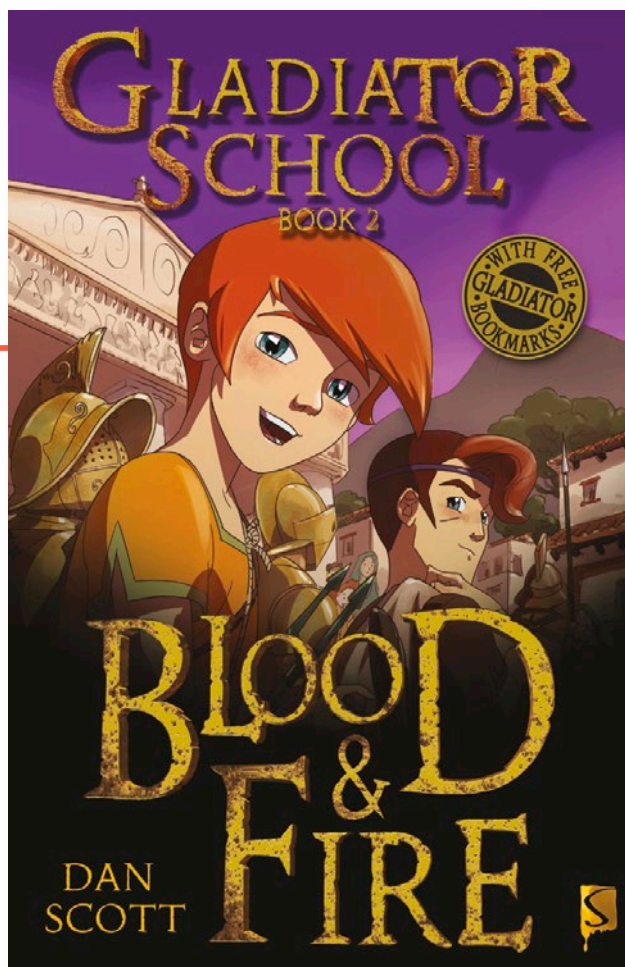
Ten Tales of Terror

John Townsend
Isobel Lundie

Each title in this series features 10 illustrated short stories themed around alien encounters, paranormal incidents, spooky hauntings or swashbuckling piracy. Perfect for reading around a campfire!

Also available





- 198 x 129 mm
- 224 – 288pp
- 9-12 years


Gladiator School

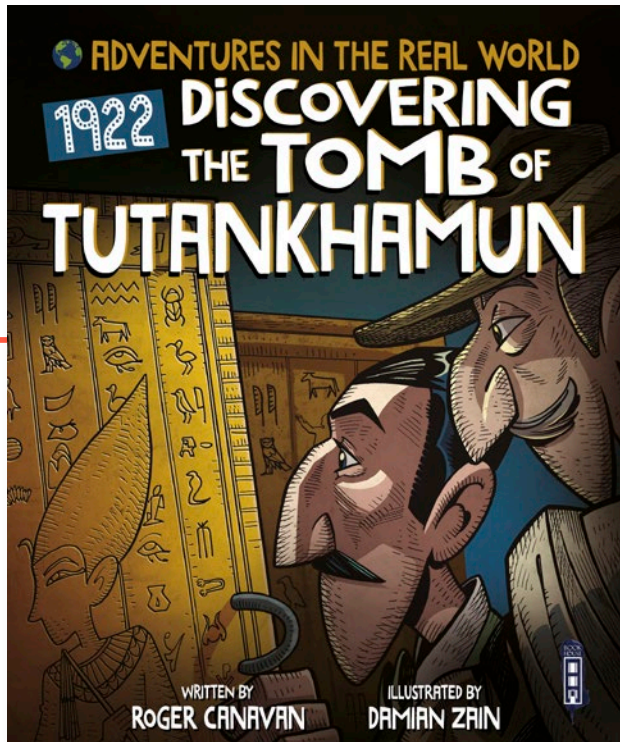
Dan Scott

Introducing Gladiator School, a series of novels set in a world of blood, sweat and sand, heated battles, fierce loyalty and fiercer rivalry.

Young Lucius's privileged life is changed forever when his father, accused of being a traitor, disappears and leaves his family in shame and poverty. His brother Quintus chooses to train as a gladiator. Life for Lucius is now among the slaves and criminals who work and train at Rome's gladiator

Also available





- 198 x 129 mm
- 224 – 288pp
- 9-12 years


Adventures In The Real World

**Roger Canavan
Damian Zain**

**Get ready for an adventure! The
Adventures in the Real World series
brings history to life for all readers.**

The titles in the Adventures in the Real World series provide in-depth, fast-paced accounts of famous, world-changing voyages and expeditions throughout history, using a mix of easy-to-read text, fact boxes providing historical context, comic strips dramatising significant episodes in the journey and maps of the routes taken to appeal to reluctant readers.

Also available





12

CHAPTER ONE AN ARTISTIC CHILDHOOD

By late afternoon the team of workers had left the museum. The display cases, with their glass fronts, had been assembled. Waiting to fill them were the contents of crates marked 'Tokyo', 'New York', 'Sydney', 'Lima' and 'Mumbai'. Some had been emptied, with their priceless contents lined up on the floor. Others were still firmly sealed, after their latest international flight.

Mau and Sobek made their way into the quiet hall and examined the new arrivals. Moving up to a large vase and

13



'Loyal to the memory of his friend and patron, Howard Carter continued his work on the tomb with determination. It's thanks to their partnership that the world has come to know of the Boy King - and much more about our beloved Egypt.'

CAREFUL AS EVER

Carter was too much of a professional to rush into the exploration of the tomb. After all, he had spent 31 years in Egypt, so waiting a little longer wouldn't hurt - if it meant preserving his discovery. He oversaw the painstaking recording and removal of each object in the antechamber. A less patient person would have gone crazy wondering what treasures lay beyond the door at the end, but he maintained his methodical work rate. And because Carter had the loyalty of his team, no one invaded in to get an early glimpse of the burial chamber.

22




23

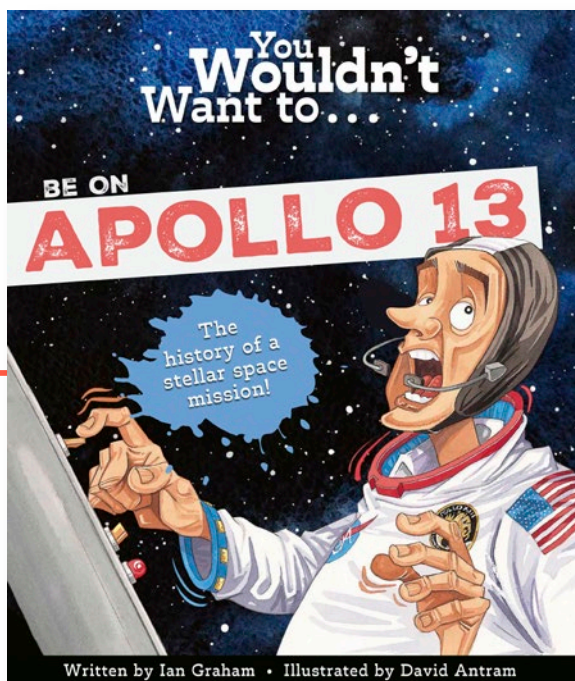
'Pliny had a great eye for detail,' Mannulus agreed. 'He said that the cloud resembled "an umbrella pine tree, for it rose to a great height on a sort of trunk and then split off into branches".'

Lupus was nodding again, and he interrupted Mannulus: 'I heard that guide tell the visitors that Vesuvius was pumping one and a half million tons of volcanic matter into the sky every second!!'

Mannulus let that fact sink in, then he continued, 'The wind blew that deadly cloud towards Pompeii. It didn't take long to travel those 8 km (5 miles). We still don't know how many of the 15,000 people managed to escape before the cloud arrived. They would have had to speed about 15 km (9.3 miles) east. I saw many do that, racing away on horseback or with wagons. Others travelled down to the coast and tried to sail away from the disaster.'

68

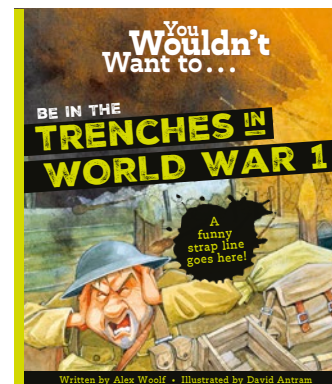





- 240 x 212 mm
- 32pp
- 7-12yrs
- Contents, glossary and index

You Wouldn't Want to Be...

An immensely entertaining and educational series revealing the 'warts and all' truth about life in different historical periods. Richly illustrated throughout with whimsical and informative artwork, these books provide an invaluable insight and a wealth of detailed observations. Extended editions feature brand-new timelines, additional fun facts and maps.



Over 90 more titles available

Launch day



WAHY, WAHY!
You are called precisely four hours and 57 minutes before launch.



SILLY JJ
The flight doctor gives you a final once-over four hours and two minutes before launch to make sure you are in top condition.



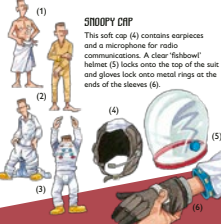
BREAKFAST
At 'egg-actly' three hours and 23 minutes before launch, you have breakfast – toast, eggs, orange juice, coffee and toast – and then put on your spacesuit.



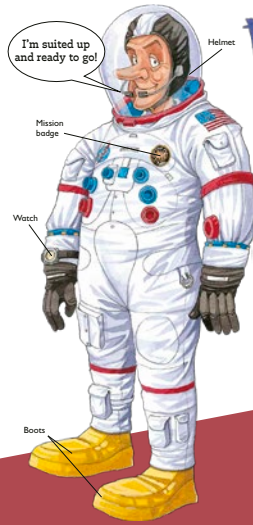
SITTING UP
The various parts of the spacesuit are put on in order. Electrodes (1) are glued to your chest to monitor your heartbeat. Underwear – a pair of 'long johns' (2) – is the first layer next to the skin. Next, you pull on the spacesuit legs, push your head through the neck ring and pull on the body and arms (3).

Countdown to takeoff

Launch day has arrived. It is 11th April 1970. Your 400,000-kilometre journey to the Moon begins a few hours from now with a trip into orbit around the Earth. While you and the rest of the crew go through your preparations for takeoff, a team of engineers gets the spacecraft and its mighty rocket ready for you. You can't waste any time. Everything, from filling the rocket's fuel tanks to having your breakfast, has its own time slot in the carefully planned countdown. It's too late to change your mind now!



SNOOPY CAP
This soft cap (4) contains earpieces and a microphone for radio communications. A clear 'fishbowl' helmet (5) locks onto the top of the suit and gloves lock onto metal rings at the ends of the sleeves (6).



Handy hint

If you need to scratch your nose or sneeze, do it **BEFORE** your babies is fired! You can't take your helmet off again until you're in orbit.



ALL ABOARD
Precisely three hours and seven minutes before launch you board the crew transfer van. You arrive at launch pad 39A 12 minutes later.



GOING UP
You take a lift to the top of the launch tower, walk across the access arm, into the white room next to the Command Module. The team is waiting for you.



TAKE A SEAT
You board the spacecraft 2 hours and 40 minutes before launch. Take care not to snag your spacesuit as you slide through the hatch. Each one costs US\$1.5 million.

'Open your readers!' The reading lesson




Are you ready for this?

Learn by heart

You have to learn pages and pages of text off by heart, especially poems. Then you'll be asked to recite them from memory.

Know the alphabet

You should have learned the alphabet at infant school from A to Z. If you didn't, you'll struggle with the reading lesson.



The blaze spreads

A couple of hours after the blaze starts, your maid wakes you to warn of the danger. Seeing the fire is some way off, you head back to bed. She bursts in later with news that 300 buildings are already in ashes. This is no ordinary blaze. You hurry to the top of the Tower of London to see for yourself. Getting into a boat, you watch burning timbers fall into the water – the river itself seems on fire! The blaze is spreading west at great speed, whipped along by the wind. Around 11 a.m., you travel to Whitehall to tell the King.

How do people react?



HOLDING OUT
People stay in their homes as long as they can. You see pigeons unwilling to leave their nests, hovering above the flaming roofs until their wings burn and they fall into the fire.

What fire?
It's a while before people realise the danger. Swedish diplomat Francisco de Raparosa describes having lunch out with friends. They return home to find their houses have gone up in fire and smoke!

Firebreaks
By the time the Lord Mayor arrives, the fire has spread to the river. One way of stopping it is to create firebreaks by pulling down houses in its path. But when the owners refuse to let him demolish their homes, the Mayor hesitates. Quick action could have stopped the fire from spreading.



*Despite what Peppe had seen, he still had a dinner party for his friends that night!

Handy hint

If you're making a run for it, don't forget your pet! Later in the week you see a glowering cat he has been burnt off by the flames but it is still alive.

Panic
By now everyone is fleeing, pushing their way through narrow streets. People and horses are running over each other! It's very hard to get water pumps (see page 16) to the fire quickly.



He's got a firebomb!

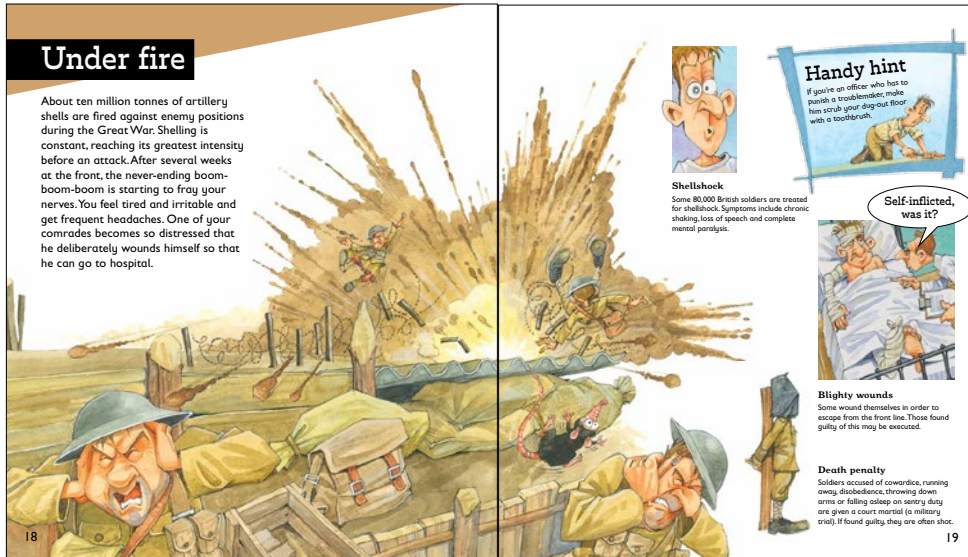


It's just a tennis ball!

Anger
On the way to see the King, you meet an angry crowd who believe God has sent the fire. There's also a rumour that foreigners are throwing fireballs to start the fire. Mad, armed with clubs and home-made weapons, attack anyone who can't speak good English.

Under fire

About ten million tonnes of artillery shells are fired against enemy positions during the Great War. Shelling is constant, reaching its greatest intensity before an attack. After several weeks at the front, the never-ending boom-boom-boom is starting to fray your nerves. You feel tired and irritable and get frequent headaches. One of your comrades becomes so disoriented that he deliberately wounds himself so that he can go to hospital.



Shellshock
Some 80,000 British soldiers are treated for shellshock. Symptoms include chronic shaking, loss of speech and complete mental paralysis.



Self-inflicted, was it?



Blighty wounds
Some wound themselves in order to escape from the front line. Those found guilty of this may be executed.



Death penalty
Soldiers accused of cowardice, running away, disobedience, throwing down arms or falling asleep on sentry duty are given a court martial (a military trial). If found guilty, they are often shot.

