


HOW TO DRAW

Disney

Princesses

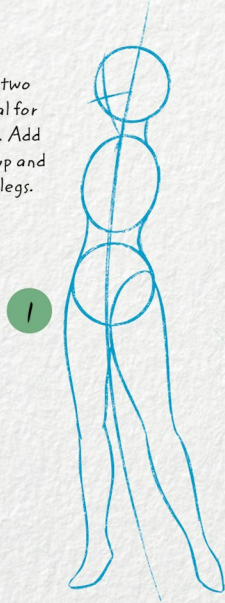
With step-by-steps for 12 Princesses and their friends!





Snow White

Snow White is the fairest one in the land. She is full of innocence, charm and sweetness. When you draw Snow White, be sure to show the soft, sweeping lines in her dress and the gentle arm movements that emphasise her cheerful, sweet disposition and her joy for life.

Start by drawing two circles and an oval for Snow White's body. Add lines to join them up and then draw in her legs.



Snow White's affection for animals shines through in her expression and gentle pose.





Snow White is about 6 heads tall





Add details to your drawing, such as the sweep of Snow White's dress and the little bird's features.



Snow White has fair skin that contrasts with her jet black hair.









Seven Dwarfs

Snow White's fate is forever changed when she meets Doc, Grumpy, Happy, Sleepy, Bashful, Sneezy and Dopey in their cottage in the woods.



Doc is the only of the Seven Dwarfs who wears glasses.





Dopey has a sweet,
innocent face and
large ears.