

Jonny Duddle



# GIGANTOSAURUS

SPECIAL ANNIVERSARY EDITION  
**10**  
years  
WITH BONUS MATERIAL



The dinosaur mums said:


Beware  
my child...

... of the  
**GIGANTOSAURUS,**  
so **FIERCE**  
and **WILD!**

With teeth as long  
as you are tall,  
he'd soon make a snack  
of one so small.

His feet go **STOMP!**  
His jaws go **CRUNCH!**  
In the blink of an eye  
you'd be his **LUNCH!**





But there was no **STOMP**.  
There was no **CRUNCH**.  
No fierce monster  
had smelled his lunch...

"It's just  
**TRICERATOPS!**"  
Bonehead laughed.  
"You ran! You hid!  
You're all so  
**DAFT!**"

Hello Dad...

Hello Son.


"But you passed  
my Emergency Warning Trial.  
Now I think I'll keep watch  
from that rock awhile."

# Doodle with Duddle

## How to Draw Dinosaurs

Learn how to draw the characters from the story, plus real-life dinosaurs too, in this awesome doodling activity book from Jonny Duddle. Perfect for **GIGANTOSAURUS** fans and dinosaur lovers alike!

ROAR!  
COLOUR ME IN!



LOOK OUT FOR THIS EXCITING NEW ACTIVITY BOOK **COMING JUNE 2024!**

## HOW TO DRAW... GIGANTOSAURUS

Follow the step-by-step instructions below to doodle your own Gigantosaurus!



Scan me to watch a how-to video!



Gigantosaurus' body is an egg shape, with a head like a peanut. Draw these shapes, joined by a curved neck. Leave gaps for the legs and tail.



Draw a long tail with a pointy end. Add a wavy line for his mouth, and draw a circle for his eye, with a dot in the middle.



Draw lots of teeth, pointing up and down, a chunky eyebrow and a thin nostril. Add a row of spikes along his back, from his head to the end of his tail.



Next, draw Gigantosaurus' leg. Start with a chunky thigh, down to a long foot with pointy toenail. Draw his tiny arm, with three sharp claws.



Draw a line, from his mouth down his tummy and along his tail where his skin changes colour. Add the back leg and arm.



Finally, add more details: hollows on his face, either side of his eye, scaly patches and wrinkles around his arms and legs.





When you've finished drawing all the lines, colour him in! Gigantosaurus has three main colours: green skin, a pale brown tummy and dark red spikes along his back.



You can draw Gigantosaurus in this space, but if you want to draw him **BIG**, you could doodle on a piece of paper instead.



Check out the world of  
**GIGANTOSAURUS!**



Coming May 2024!

GIGANTOSAURUS  
now available on  
NETFLIX, DISNEY JUNIOR  
and TINY POP

