


HOW TO DRAW

FANTASY ART

WARRIORS, HEROES AND MONSTERS

Easy to follow
AMAZING ART!
Step-by-step



Mark Bergin

Drawing materials

Try using different types of drawing papers and materials. Experiment with charcoal, wax crayons and pastels. All pens, from felt-tips to ballpoints, will make interesting marks – or try drawing with pen and ink on wet paper.

Pastels are even softer than charcoal, and come in a wide range of colours. Ask an adult to spray your pastel drawings with fixative to prevent smudging.

You can create special effects by scraping away parts of a drawing done with **wax crayons**.



Silhouette is a style of drawing that uses only a solid black shadow.



felt-tips

Pencils



Hard **pencils** are greyer and soft pencils are blacker. Hard pencils are graded from 6H (the hardest) through 5H, 4H, 3H and 2H to H. Soft pencils are graded from B, 2B, 3B, 4B and 5B up to 6B (the softest).

Pen and ink

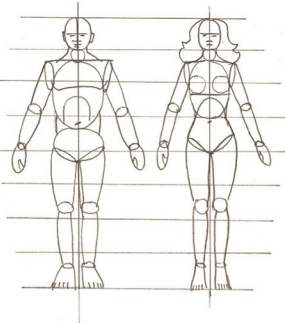


Charcoal is very soft and can be used for big, bold drawings. Ask an adult to spray your charcoal drawings with fixative to prevent smudging.


Lines drawn in **ink** cannot be erased, so keep your ink drawings sketchy and less rigid. Don't worry about mistakes as these lines can be lost in the drawing as it develops.

Character proportions

This page shows some of the more popular fantasy figures and their proportions compared to a normal human figure. On average, the length of a human head should fit eight times into its body length. When you draw a fantasy figure anything goes – so let your imagination go wild.



Draw these simple figures to help you choose a good position for your character. You can emphasise the qualities of a character by using dramatic poses or emotions.

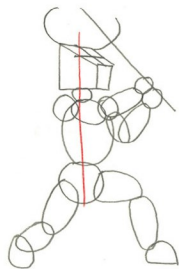


Man beasts

Combining a human figure with an animal's head can create a great Hybrid monster. You can get inspiration by drawing from life models. Photos from sports movies and figure reference manuals are a good source too. Why not try putting a snake or insect's head on a human body – see what you can create!



A Minotaur is half bull, half man.



Werewolf: A human that takes on the shape of a wolf when there is a full moon.

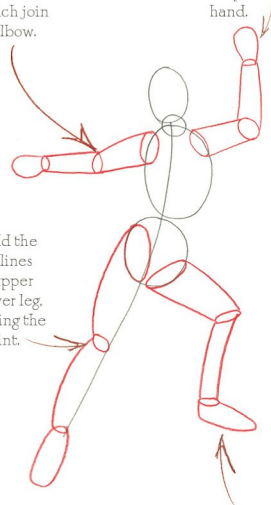


Dragon-man: the body of a man with the characteristics of a dragon added.

Amazon warrior

This powerful female figure is a classic action fantasy character. She must look strong and powerful but retain her femininity and beauty.

Sketch cylinder shapes for each arm which join at the elbow.

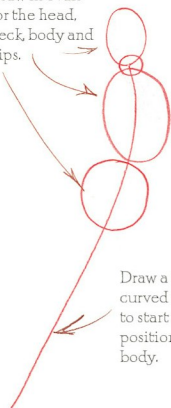


Legs: add the curved lines of the upper and lower leg, indicating the knee joint.

Add the basic shape of the hand.

Add the foot shape and direction.

Draw in ovals for the head, neck, body and hips.



Draw a long curved line to start the position of the body.

