

**MONSTER MAKERS:**

# Painting

Full of activity to keep all little monsters busy

Carolyn Scrace




Learning  
with  
**ART!**

COVER NOT  
FINAL

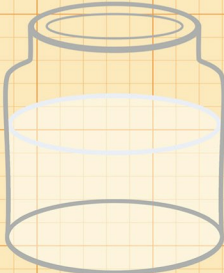

The  
**MONSTER  
SQUAD**

# Painting shapes


Whippy, Curly, Rocky, and Yeti love painting! Can you help each Monster paint a shape?



Red is a lovely color for this square.




Swish your paintbrush in water to clean it before trying a different color.



Finished painting? Then wash your paintbrush and clean up!







Don't forget! Keep each page open until all the paint is dry.



# Mixed-up colors

Oh no! Now Whippy and Curly have spilled red and yellow paint!

Can you paint one puddle blue and one puddle yellow?



Can you paint one puddle red and one puddle yellow?



When colors are mixed a new color is made. Mix blue and yellow so we know what color to make this puddle.



Mix red and yellow paint so we know what color to make this puddle.



# Zork's train

Zork is driving the train and needs your help. Can you mix white with a little bit of black to paint the smoke gray?



How many trees can you see?





How many birds can you see?

Those wagons are meant to be red! Can you paint them?



toot  
toot



# Wash day


Whippy and Rocky have been washing their bath towels.

Mix yellow with a little bit of red to make orange paint.

Mix yellow with a little bit of blue to make green paint.



My yellow bath towel looks boring. Can you paint orange spots on it?



Oh, I'd like stripes! Can you paint green wavy stripes on my white towel?

