

Mrs Owl's
FOREST SCHOOL


THE TREASURE HUNT



A story
to share &
activities
to try!

Illustrated by **Seb Braun**

COVER NOT
FINAL



This book belongs to:



Dedicated to
TBC

A TEMPLAR BOOK

First published in the UK in 2025 by Templar Books,
an imprint of Bonnier Books UK,
4th Floor, Victoria House,
Bloomsbury Square, London WC1B 4DA
Owned by Bonnier Books
Sensvägen 56, Stockholm, Sweden
www.bonnierbooks.co.uk

Text copyright © 2025 by Templar Books
Illustration copyright © 2025 by Seb Braun
Design copyright © 2023 by Templar Books

10 9 8 7 6 5 4 3 2


All rights reserved

ISBN 978-1-80078-576-2

This book was typeset in Mr Dodo and MaModern.
The illustrations were created digitally.

Written and edited by Ruth Symons
Designed by Ted Jennings
Production by Giulia Caparelli
Consultant: Lizzie Noble,
Certified Forest Childcare Provider

Printed in XXXX



Stay safe!

It's important to stay
safe while you play outside.
This symbol will warn you when
you need to take extra care.



Forest School kit list:

Waterproofs

Water
bottle

Sturdy
shoes


Something
to eat

Extras for a sunny day

- Sun hats
- Sun cream
- Long-sleeved top

Mrs Owl's FOREST SCHOOL TREASURE HUNT SURPRISE

Illustrated by **Seb Braun**





Mouse, Squirrel, Fox and Rabbit sit in a circle.
It's a sunny day, and the light falls in dappled
shapes around their feet.



Mouse, Squirrel, Fox and Rabbit are sitting in
a shady spot, even though it is a sunny day.

What is the light like where you are?
Can you see any shadows?

"Today, we're going on a treasure hunt!"
says Mrs Owl.

"What's that?"
says Fox.

"It's a special kind of game. I've left a trail of clues for you all to follow. Each clue leads to the next one. And at the end, you'll find some... treasure!"

"But what do the clues look like?"
asks Squirrel.

"Well, they can look like anything!
But this treasure trail uses special
signs made from sticks."

"And if you ever get stuck remember
this: look up, look down, look all
around. Now off we go!"

MRS OWL'S GUIDE TO TRAIL-MAKING

Remember to leave marks in ways that
won't harm nature and can be easily
removed when you're finished playing.

Using sticks, chalk or drawing in the
mud are all good techniques.

Turn left



Turn right



Not this
way!




Message
this way





The friends look carefully around them.



"I see one," says Mouse. "It's pointing straight ahead."



"I see one too," says Squirrel. "It's pointing right."



"I see one as well," says Fox. "It's pointing left."




"I can't see any," says Rabbit.
"Remember," says Owl. "Look up, look down, look all around."

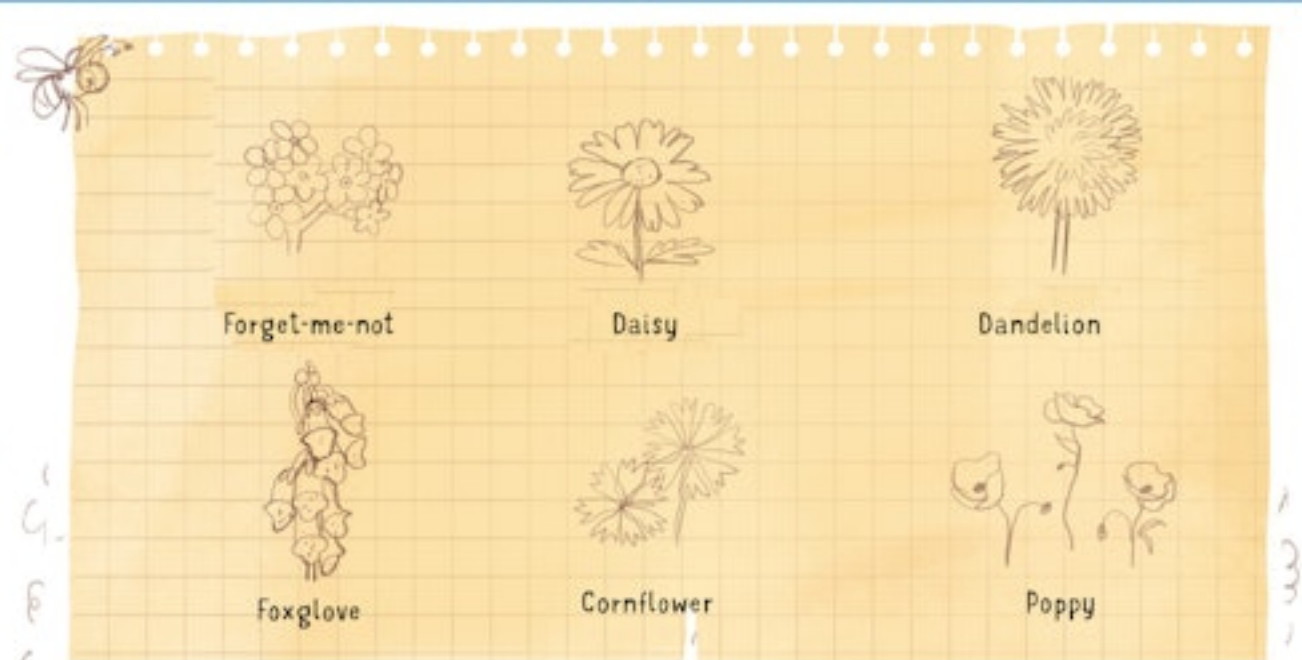


This sign is up in the big tree! "I see it!" says Rabbit.

The friends are getting very good at spotting clues.
And Rabbit's been spotting some other things, too.



"I'm not just finding clues," says Rabbit.
"I can see an acorn, and a stick and a
dandelion. Can I pick it?"



Forget-me-not

Daisy

Dandelion

Foxglove

Cornflower

Poppy

"It's best to leave wild flowers for the insects," says Mrs Owl.
"But you can pick up the acorns if you like."



Take care around wild flowers
as some are poisonous, even to
touch! It's best to admire or draw
them but not touch them.

The little forest school friends have come a very long way now.



"This sign is strange," says Squirrel. "What does it mean?"

"It means that if you go this way, you'll find a special message."

They all feel very excited. Maybe they've nearly found the treasure!




They creep forwards, looking carefully at the bushes and trees and grass all around them for clues.

"Look," says Fox pointing excitedly. "It's a..."

"...TREASURE MAP!"


They all gather excitedly around the treasure map.




"Wow," says Mouse. "And look - X marks the spot. That's where the treasure will be!"




They follow the map...



...through the field of swaying flowers...



...under the very tall tree...



...around the big rock...



...through the gate...



...and over the bridge.

"This is where the treasure should be," says Squirrel.
"But wait - this is where we started. We haven't been anywhere!"



"Yes we have!" says Mouse. "We've walked MILES!"

"We've had an adventure," says Fox.



"Fox is right," laughs Mrs Owl. "When you're having fun, even a walk in the woods can become an adventure!"

"And look," says Squirrel pointing. "X marks the spot!"



"But where's the treasure? It's just a piece of paper."

"What does it say?" asks Fox.

Mrs Owl reads it aloud:

"If you want a shiny treat, look in the place where you put your feet!"





"But I'm wearing my shoes," says Squirrel.
Everyone looks a bit confused.

"What about the wet-weather wellies?"
Mouse rushes over to check.


How do surprises make you feel?
Do they make you excited, or make
you feel worried? Can you think of
a time when you were surprised?

Each animal has a bag of gold
chocolate coins in their boots.



"Wow, shiny treasure!" says Fox.
Everyone is so excited.

But Rabbit has her hands full.
"I found other treasure," she says.
"Look at ALL these acorns I gathered."



Rabbit has picked up heaps and heaps of shiny acorns.

"You're right," says Mrs Owl. "Treasure comes in many forms, and nature is full of treasures. What a lot of acorns you've found. What are you going to do with them all?"




"I could put them in a pirate treasure chest?" suggests Rabbit.



"Yes, you could," says Mrs Owl. "Or you could plant them if you like? Then one day they might turn into a great big tree like the one we saw today!"

MRS OWL'S GUIDE TO PLANTING AN ACORN

You will need:



Acorns



A bucket



Plant pot or old yoghurt pot



compost



1. The best acorns to plant are ones that have recently fallen. Look for one that isn't damaged and is mostly brown.



2. Put the acorns in a bucket of water - leave out any that float.



3. Fill a pot with compost. Make a hole in the pot and place your acorn in it. Gently cover with more compost.



4. Don't forget to water your pot.



5. When the seedling gets bigger, you can move the plant into a bigger pot.

"Good work," says Mrs Owl. "You can take your pots home with you. Water them and they might grow into a tree! Now, who's thirsty?" Every day at Mrs Owl's Forest School ends the same way. The animals sit around the campfire, sipping their toasty hot drinks.



Fires can be dangerous!
Only light a fire with
a supervising adult.
Never leave it unattended,
and don't get too close.



The sun is going down and it's getting a little chilly.
What a lovely but tiring day!



"It's home time now," says Mrs Owl.
"See you next time you come to Forest School."

Everyone can enjoy what Forest School has to offer. It doesn't matter if you go to Forest School, or if you've never heard of it! Whether you live in the countryside or the city, you can try some of these activities...


SCAVENGER HUNT

Try going on a scavenger hunt instead of a treasure hunt. Make a list of things to look for and tick them off as you go for a walk in the countryside, the park or your garden.


Try looking for:



☐ A green leaf



☐ A brown leaf




☐ A smooth rock



☐ A feather



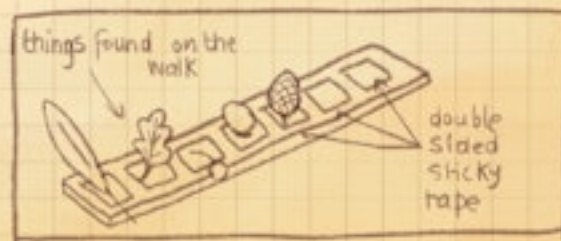
☐ A bug



☐ A flower

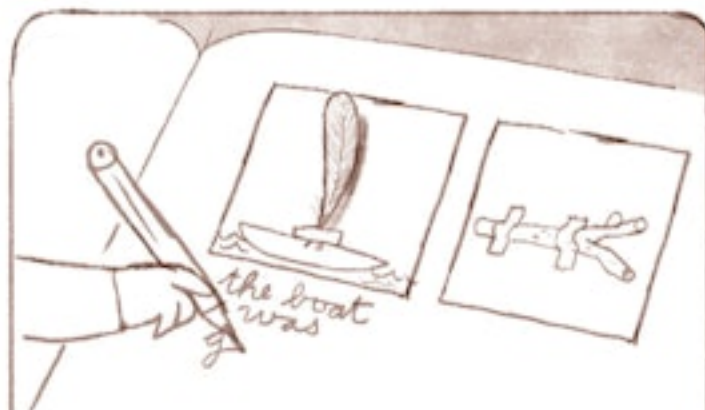
You could make a 'journey stick' and gather things as you go – just like Rabbit!

Cut a strip of cardboard and put a piece of double-sided tape down one side. Peel off the backing so it's really sticky. Then stick on things you find along your way, like feathers, fallen leaves or seeds.



MAKE A TREASURE MAP

Try drawing a map of your local park, garden or even sitting room! Can you plot a route around it and give it to a friend? Don't forget to leave a special treat where the X is on the map!



Why not try to tell a scavenger story, using all the things you found on your hunt? Or tell the story of your own hunt, just like the story in this book!



Never go anywhere without a responsible adult. If you go into the woods, make sure an adult has a fully charged phone with them in case of emergency.



Join the animals for another
Forest School adventure in:



Look out for more books
coming soon!