




SaiRa Shah

The book cover has a vibrant, colorful background with a repeating diamond pattern in shades of yellow, orange, and pink. The central title is set against a dark purple background. In the upper right, a woman with dark hair, wearing an orange and blue outfit, is depicted in a dynamic, jumping pose. She is holding a small child in a striped shirt. In the lower left, an elderly woman with a green headscarf and a green shawl is shown smiling and sewing on a piece of fabric with a needle and thread. The overall style is whimsical and celebratory.

# SUPER NANI AND CAPTAIN YAZZ

Maria Gabriela Gama





THIS BOOK BELONGS TO:

---







For my favourite super girl,  
Layanah, and my favourite  
super woman, Mummy - S.S.

To Conceição  
and Josinaldo -  
M.G.G.



A TEMPLAR BOOK

First published in the UK in 2025 by Templar Books,  
an imprint of Bonnier Books UK  
5th Floor, HYLO, 103-105 Burhill Row,  
London, ECTY 8LZ  
Owned by Bonnier Books  
Sveavägen 56, Stockholm, Sweden  
[www.bonnierbooks.co.uk](http://www.bonnierbooks.co.uk)

Text copyright © 2025 by Saira Shah  
Illustration copyright © 2025 by Maria Gabriela Gama  
Design copyright © 2025 by Templar Books

1 3 5 7 9 10 8 6 4 2

All rights reserved

ISBN 978-1-80078-812-1

Edited by Tayyab Khan and Amelia Warren

Designed by Anna Ring

Production by Nick Read

Printed in China



Saira Shah  
**SUPER NANI**  
AND  
**CAPTAIN YAAZ**  
Maria Gabriela Gama





In a large, bustling city, there lived a little girl called Yazmin.




And in a small village far away, there lived an old lady called *Nani*.



Yazmin was Nani's granddaughter.

But the two of them had never, ever met.







Yazmin was so excited.

She put on her favourite  
*salwar kameez*...



She had her hair plaited...



and she even decorated  
her hands with *mehndi*.





Yazmin couldn't wait to play with Nani and asked Mummy,  
"Which toys does Nani like?"

Mummy had a think.  
"Well, Nani used to love  
making all my dolls.  
Why don't you play  
dolls together?"



"Dolls?! You mean action figures,"  
sighed Yazmin.



But it was a good idea.  
So Yazmin got her squad ready.





A few hours later, there was a knock at the door...



With kind eyes, a big smile and arms wide open, it was Nani!

Once Nani was settled, Yazmin brought over her superheroes.



Captain Taz is the strongest...

POW!

His superpower is...

ZAP!

And he makes things go...

KABOOM!

Nani looked over at Mummy and the two of them began to speak.



That's when Yazmin realised she had a problem...



...“Nani can’t understand you, *jaan*. She only speaks Punjabi,” explained Mummy.

Yazmin felt sad.  
How would she play  
with Nani now?



As the days went by, talking to Nani became harder and harder...

Yazmin got quieter  
and quieter until...





Then one day, Yazmin saw Nani with Mummy's sewing box.



"What's Nani making?" asked Yazmin.  
"I'm not sure," said Mummy.  
"Maybe you could find out?"

So Yazmin sat nearby and watched.



But when Nani's pencil snapped...





Yazmin and Nani started working together.



But what had  
they made?





## A RAG DOLL!



With a *salwar kameez* suit, plaits to help her fly  
and laser *mehndi* hands, this was no ordinary rag doll...

She was a **SUPERHERO!**  
And she looked just like Yazmin.



Captain Yaz.

Thank you, Nani.  
I love her!



Nani and Yazmin played with Captain Yaz all the time.  
The trio fought battles to save the world...

In the kitchen –



At the park –



And even at the mosque –



Through all of these  
adventures, Yazmin discovered  
something incredible...



She could  
talk to Nani!



When Yazmin wanted Nani to...



Talking to Nani wasn't so difficult after all.  
All it took was a little patience and some imagination.





Yazmin could feel the love Nani was sharing through words she did not recognise.

So she replied,  
"I love you too."




And when Nani  
smiled, Yazmin  
knew that Nani  
understood.







As the two of them began work on their new superhero,



Yazmin chose the perfect name...







# HOW TO MAKE YOUR OWN SUPERHERO RAG DOLL!



## You'll need:



Make sure a grown-up helps you with this activity, especially when using scissors, pins and sewing needles.

1



Before you get started, scan this QR code to download and print your rag doll template. Next, cut out the doll shape.

2



Pin the cut-out doll template to one piece of the body fabric and draw around the shape with a pen. Remove the pins and template and cut out the shape from the fabric. Repeat on the other piece of fabric.

3



Measure and cut 140cm of thread. Slide the thread through the needle and tie a double knot at the top and at the end of the thread.

4



Line up the two body fabric pieces and sew them together. You can pin the pieces together to secure them while sewing. The stitches should be 0.5cm from the edge of the fabric. Leave roughly a 6.5cm opening at the top of the head. Secure the thread by tying a double knot on both sides of the opening.

5



Turn your rag doll inside-out so the stitches are on the inside. Now stuff the rag doll, using the opening. You can use a pencil to help push the stuffing into the arms and legs.

6



Sew the opening closed. Once done, tie a double knot at either end of the thread.

7



For the hair, cut 50 strands of yarn to whatever length you'd like and sew the needle through the middle of every strand. Then, double knot the thread at both ends.

8



Place the hair on top of the head. Starting at the front of the head, sew in a straight line through the middle parting of the hair, attaching it to the head with each stitch. Remember to double knot the thread at either end when finished.

9

Then use pens to draw on the face and superhero suit. Tie the cape fabric piece around the rag doll's neck as a finishing touch.



10

Lastly, choose a name fit for a superhero rag doll!

Now it's time to save the world.  
Good luck, Superhero!



Share your photos with us at:  
@templarbooks



## GLOSSARY



Punjabi is the official language of the Punjab region in South Asia. It is also a popular spoken language in Pakistan and India. With its many dialects, Punjabi is spoken by these communities around the world too.

### Did you spot these Punjabi words in the story?

- ★ *Aaho* – Yes
- ★ *Jaan* – A term of endearment for loved ones
- ★ *Khao* – Eat
- ★ *Khedo* – Play
- ★ *Main teru pyaar karni haa* – I love you
- ★ *Mehndi* – Henna (a natural dye that is painted onto the skin for celebrations)
- ★ *Nani* – Maternal grandmother
- ★ *Salwar kameez* – A traditional South Asian outfit worn by women and men. The trousers are the salwar and the dress is the kameez. Women also wear a long scarf called a dupatta with the outfit
- ★ *Sehna* – Sleep

## A NOTE FROM THE AUTHOR...

Around the world, there are many children with loved ones who live far away and who speak different languages. Unfortunately, this can sometimes make it difficult to get to know each other. My mum and daughter faced the same problem because they speak different languages. But over the years, something incredible happened. Using key words and gestures, they found a new way to communicate.

Inspired by them, I wrote Yazmin and Nani's story. I added Captain Yaz because I wanted to share the Pakistani tradition of mothers making hand-sewn rag dolls for their children to play with. My mum still remembers playing with her dolls and all the adventures they went on together.

So, I hope this story's message is simple. If you ever meet somebody who speaks another language, remember all you need is a little patience and some imagination, and you too can find a new way to communicate. Just like Yazmin and Nani.

Saira x









