

# BOREDOM-BUSTER

PUZZLE ACTIVITY BOOK OF

## SWASHBUCKLING

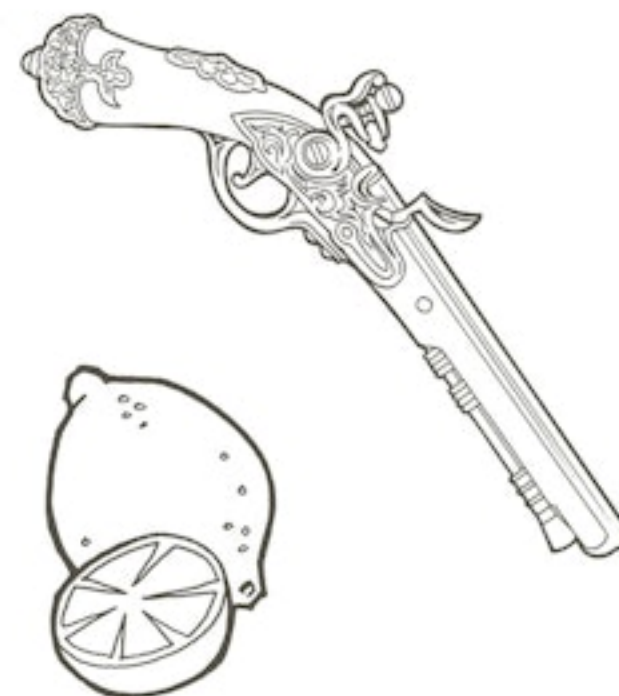
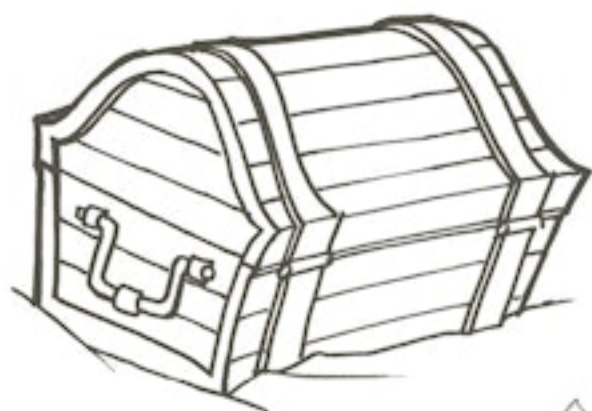

# PIRATES



OVER **100**  
PAGES OF  
PIRATE  
PUZZLIN'!



This book belongs to  
Captain .....





First published in the UK in 2017 by The Salariya Book Company Ltd

This edition published in the UK in 2024 by Hatch Press,

an imprint of Bonnier Books UK

4th Floor, Victoria House

Bloomsbury Square, London WC1B 4DA

Owned by Bonnier Books

Sveavägen 56, Stockholm, Sweden

[www.bonnierbooks.co.uk](http://www.bonnierbooks.co.uk)

Copyright © 2024 by Hatch Press

1 3 5 7 9 10 8 6 4 2

All rights reserved

ISBN 978-1-80078-851-0

Printed in the United Kingdom



# BOREDOM-BUSTER

## PUZZLE ACTIVITY **BOOK OF** SWASHBUCKLING PIRATES



# ALL ABOARD!

Adventure awaits across the horizon, but you must first select a ship to seize. Choosing the right target was important. The perfect pirate ship was fast enough to escape capture, agile enough to traverse the shallows, and large enough to house the entire crew.

Draw lines to label the pirate ship below!

## THE MASTS

Large poles that support the sails and rigging.

## THE SAILS

Large pieces of fabric which use wind to propel a ship through water.

## THE FLAGS

Pieces of material, used as symbols or emblems for ships.

## STERN

The rear section of a ship.

## POOP DECK

The highest deck at the stern of a ship.

## RUDDER

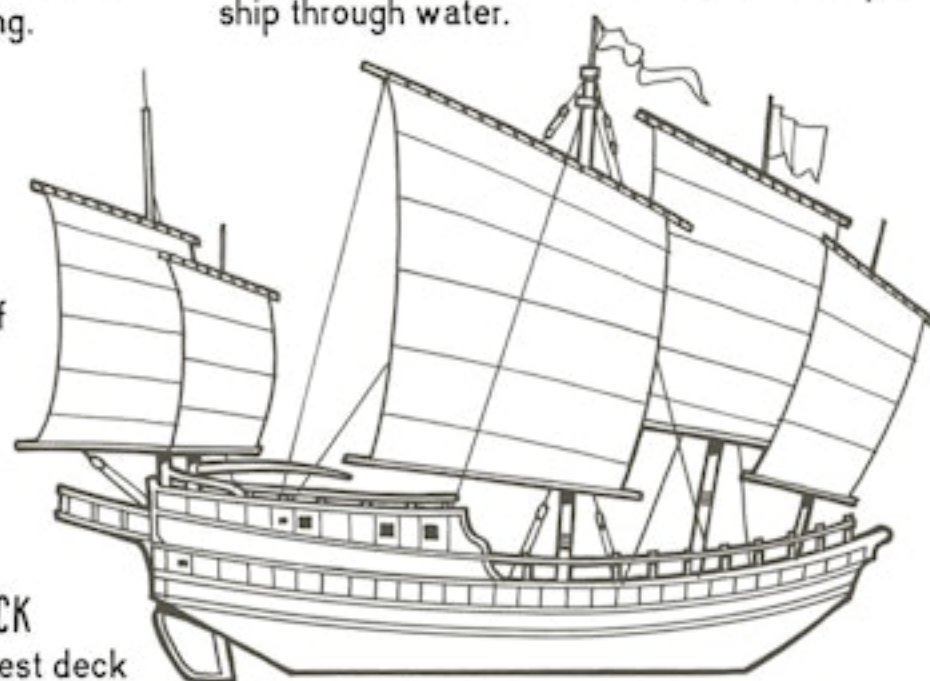
An underwater device for steering a ship.

## HULL

The body of a ship.

## BOW

The front part of a ship.



Pirate ships have evolved over thousands of years.


## SQUARE RIGGER

Often a merchant vessel, this was one of the most aerodynamically-efficient ships. What it lacked in speed it made up for in sheer size.



## SCHOONER

A small, agile ship that could sail across the shoals – perfect for speedy getaways! It had a shorter foremast and a narrow helm.



## BRIGANTINE (OR THE BRIG)

A large, two-masted ship that could endure great distances over heavy seas. It was fast with great manoeuvrability. 'Black Bart' Roberts sailed on the brigantine, *Good Fortune*.



## SLOOP

A small, lightweight vessel that cruised quickly through the water. It was a favourite among pirates as it could outrun larger vessels and sneak up for surprise attacks!





# THE CAPTAIN AND CREW

The captain is the elected leader of any pirate ship. He commands the crew, and expects every seaman to do their duty and know their place. In return for their loyalty, the crew are rewarded with a share of any treasure taken.



## CHOOSING THE CAPTAIN

Before a ship sets sail, the crew vote on which one of them should be captain. Scuffles and fights may break out, but one man is finally chosen. He promises riches for all.

## YOUR CAPTAIN

Pirate captains were fearsome, bold leaders. They made the important decisions, settled conflict, escaped authorities and organised attacks. They were often the mightiest, most intimidating member of the crew with superb sailing skills. But the captain also had to be careful; any wrong decision could have disastrous repercussions...

## MUTINY!

If a captain was cruel towards his crew or showed signs of weakness, such as refusing to attack a prize ship, the crew could mutiny and elect another leader.



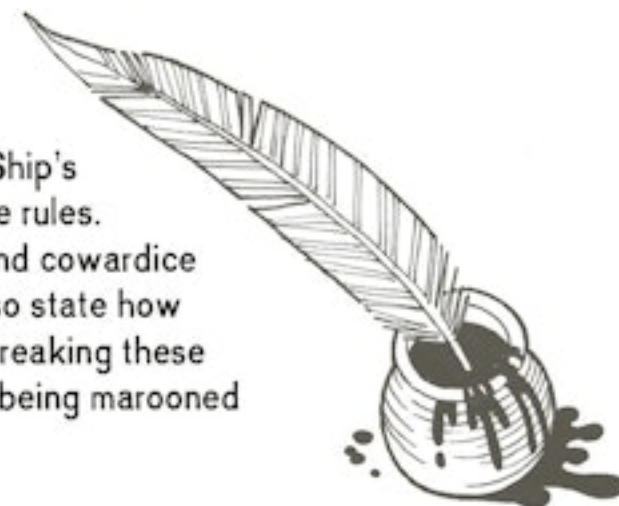
## THE QUARTERMASTER

The quartermaster is second in command and will take charge of the rations and captured booty. He is the only man allowed to flog (whip) a seaman. This is usually done with a cat o' nine tails – a whip with nine knotted lashes.



## THE SHIP'S ARTICLES

Every seaman must sign the Ship's Articles and swear to obey the rules. Brawling, cheating at cards and cowardice are all forbidden. The rules also state how any treasure will be shared. Breaking these articles could lead to a pirate being marooned or executed.





# PIRATE TREASURE

With an enemy vessel under control, it's time to do what pirates do best – plunder the ship and steal her treasure! It may contain gold, silver, coins, jewels or other valuable cargo like spices or sugar. The quartermaster will take charge of the booty and distribute it among the seamen at the journey's end.

## STEALING PROVISIONS

Stock up on gunpowder, axes, swords and guns. Fresh water, food, alcohol and tobacco are always very welcome.



## PRECIOUS METAL

The Spanish took gold objects from the peoples of the New World. They melted them down to make coins, which were sent back to Europe on ships.

## THE ULTIMATE PRIZE

The greatest prize of all is the enemy ship herself. Any members of her crew who don't join you will be cast adrift in a longboat. If your prize is a galleon from the Spanish treasure fleet, her hold may be full of coins.



Can you find all the treasure hidden in the wordsearch?

They may appear horizontal, diagonal, backwards and forwards. They may also overlap and cross each other!

A	E	W	D	I	A	M	O	N	D	S	J	G	U
T	H	G	I	E	F	O	S	E	C	E	I	P	H
B	Y	T	R	P	A	O	M	U	B	G	C	D	X
R	E	S	U	G	A	R	L	J	F	R	D	I	U
T	G	H	F	D	X	S	W	M	O	U	G	A	S
Y	K	U	H	U	Y	D	N	E	B	M	V	N	I
B	R	O	N	G	K	L	P	D	X	D	T	Q	L
K	S	E	Y	P	U	O	I	I	O	S	O	P	V
H	M	P	L	A	O	G	V	C	H	R	B	S	E
R	V	C	I	L	F	W	G	I	H	Z	A	L	R
Q	L	K	J	C	E	T	D	N	Q	Y	C	T	L
F	I	H	J	K	E	W	E	E	S	W	C	A	C
C	A	N	N	O	N	S	E	K	R	O	O	L	P
S	I	L	O	N	B	V	R	J	Y	G	F	W	E

CANNONS  
DIAMONDS  
GOLD  
GUNPOWDER  
JEWELLERY  
MEDICINE

PIECES OF  
EIGHT  
RUM  
SILVER  
SPICES  
SUGAR  
TOBACCO



# THE JOLLY ROGER



## THE FLAG OF JOHN RACKHAM

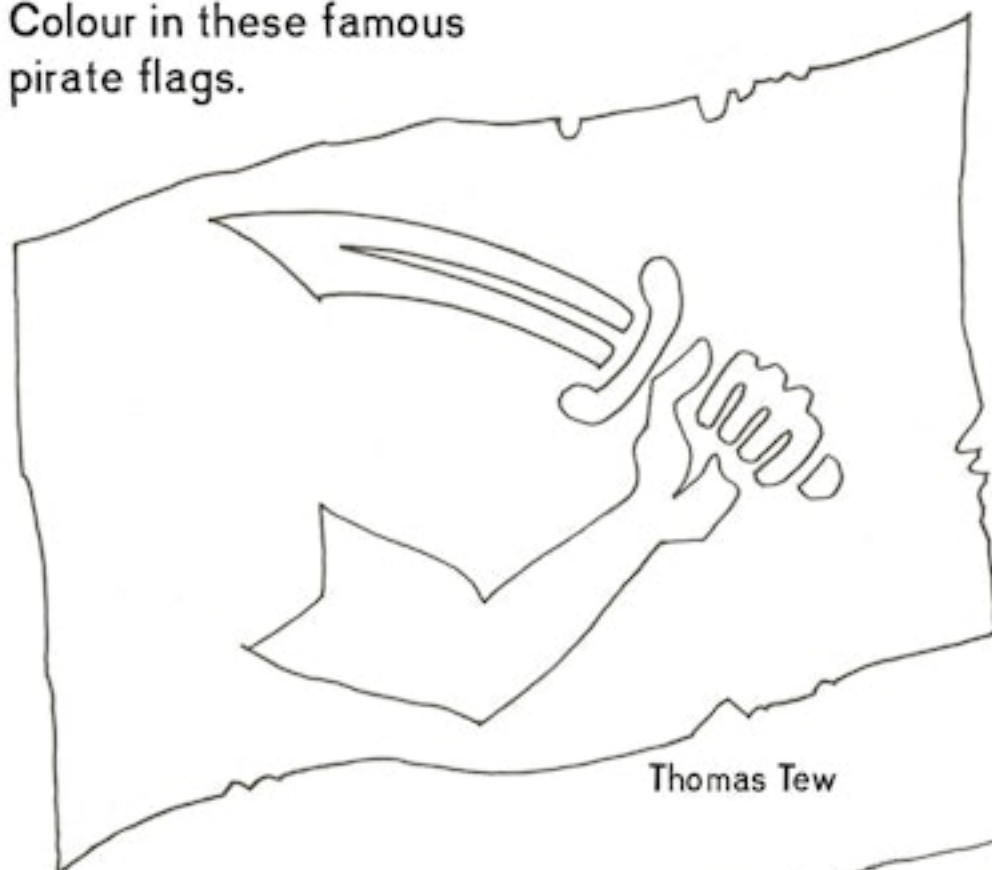
The Jolly Roger was used as a signal to enemy ships that they were to surrender without a fight.

A blood-red flag was more threatening – it signalled that the pirates would show no mercy.

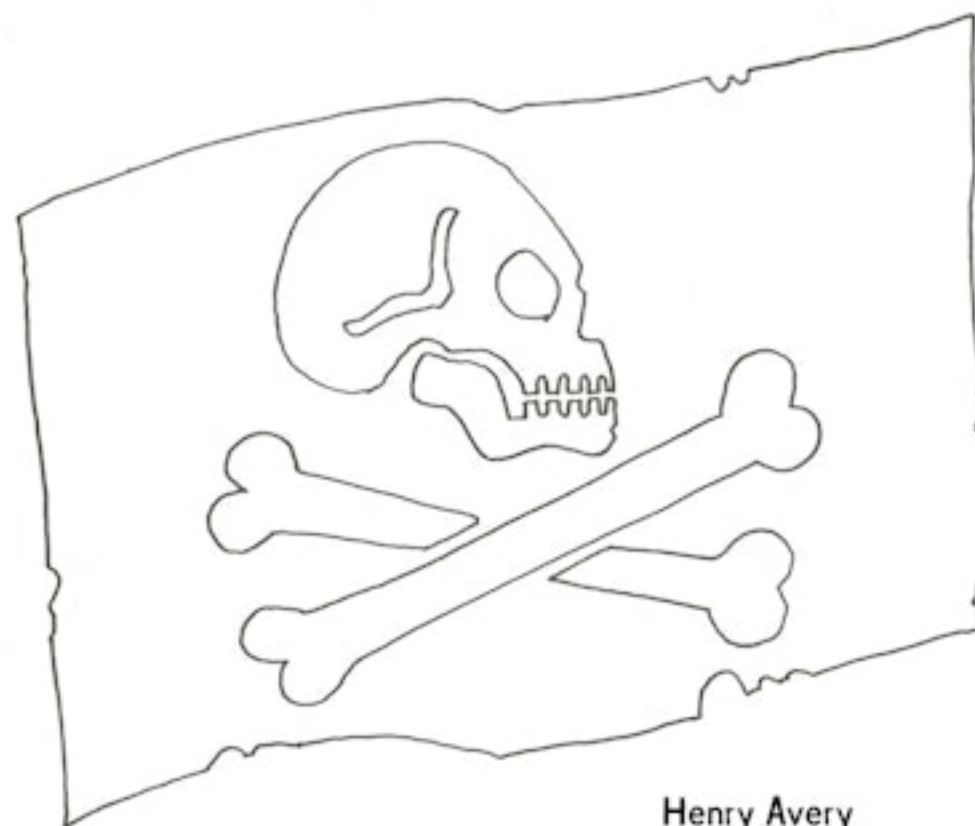


# COLOUR THE FLAGS

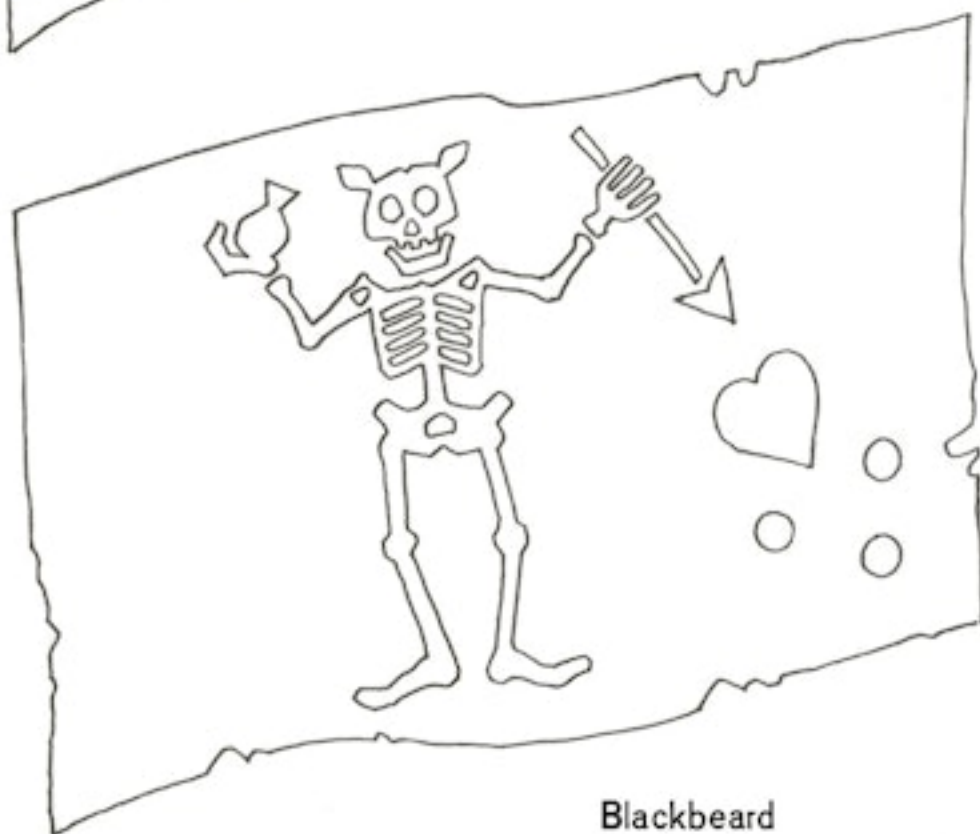
Colour in these famous pirate flags.



Thomas Tew



Henry Avery




Blackbeard



Bartholomew Roberts

# DESIGN YOUR OWN FLAG

Draw your own flag designs in each of these rectangles and then add colour using pencil crayons.




An hourglass was a very popular emblem on pirate flags. Used to symbolise death, the hourglass also had wings to show how quickly time was running out for the pirates' victims.






# BLACKBEARD

Blackbeard was known to fix smoking fuses to his hair and beard before battle. Follow these fuses to see which one is attached to him.





# FIND THE ROUTE TO TREASURE ISLAND





# BUCCANEERS

Colour in this picture.

Most early buccaneers lived on Hispaniola (now Haiti) and other nearby Caribbean islands during the 17th and 18th centuries. They regularly attacked Spanish vessels and made their headquarters on Tortuga island.





# BLACKBEARD

Spot 8 differences!




Most pirates were murderers but Blackbeard had a different tactic. By making himself look scary enough, he simply terrified his victims into surrendering. Of course, his mighty ship with 40 cannons helped, too!





# BUILD YOUR OWN PIRATE

Cut each page (26–34) into three sections along the black lines. Now create some scary pirate faces by mixing and matching them.


















# MAKE UP YOUR OWN PIRATE FACES


Use a black  
felt-tip pen to  
draw in noses,  
eyes, beards,  
eyepatches etc...





# TATTOOS

In the early nineteenth century over 90 per cent of all sailors sported a tattoo. They marked milestones in a sailor's voyage and served as reminders of the places they had been. But mainly, tattoos were believed to be good luck talismans.



Spot the only tattoo opposite that matches this one above.





# DRAW TATTOOS ON THESE PIRATES

Tattoos often had specific meanings: a dragon signified that the bearer had sailed to Asia; a turtle meant that they had crossed the equator; and an anchor that they had sailed the Pacific.

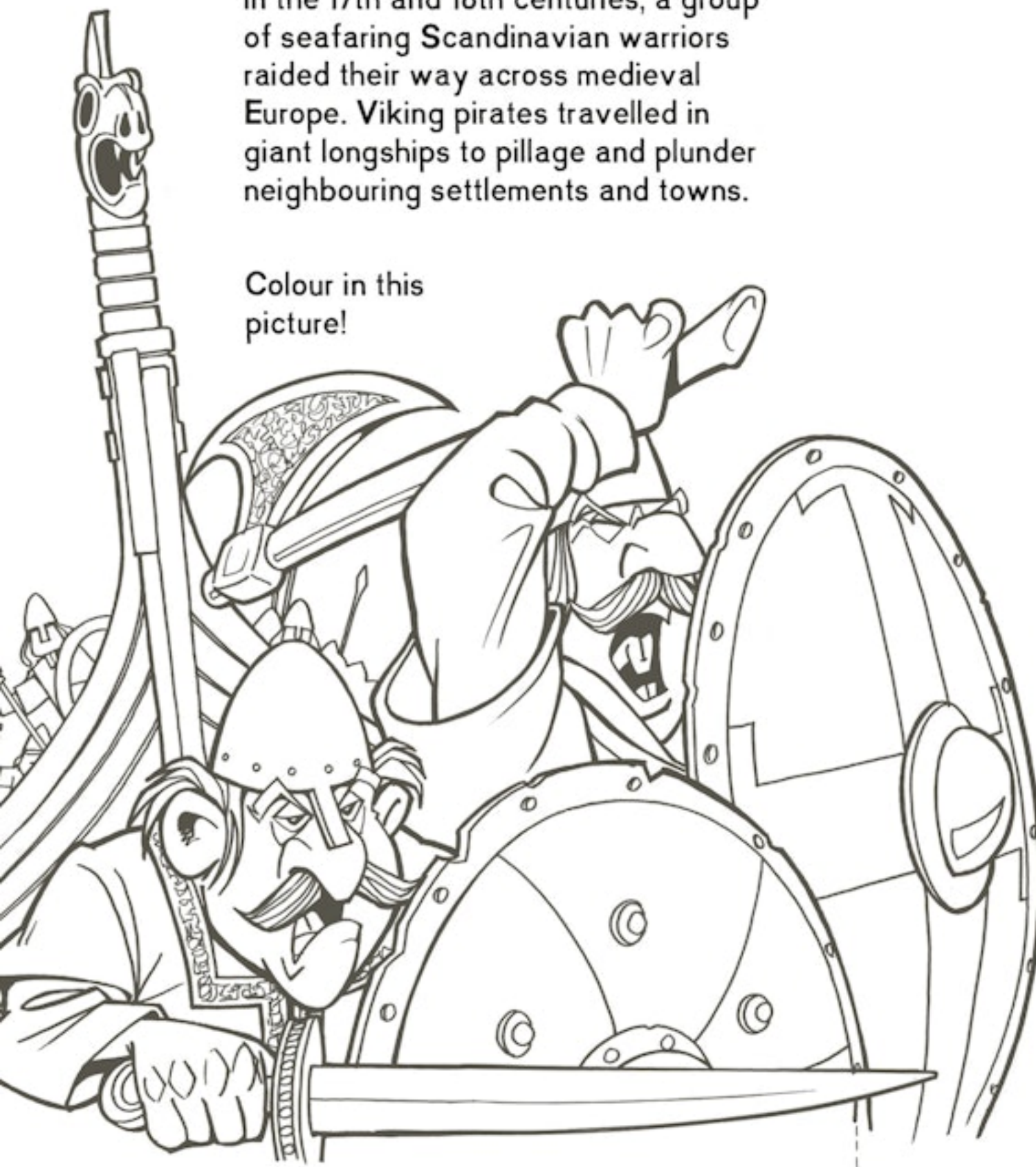




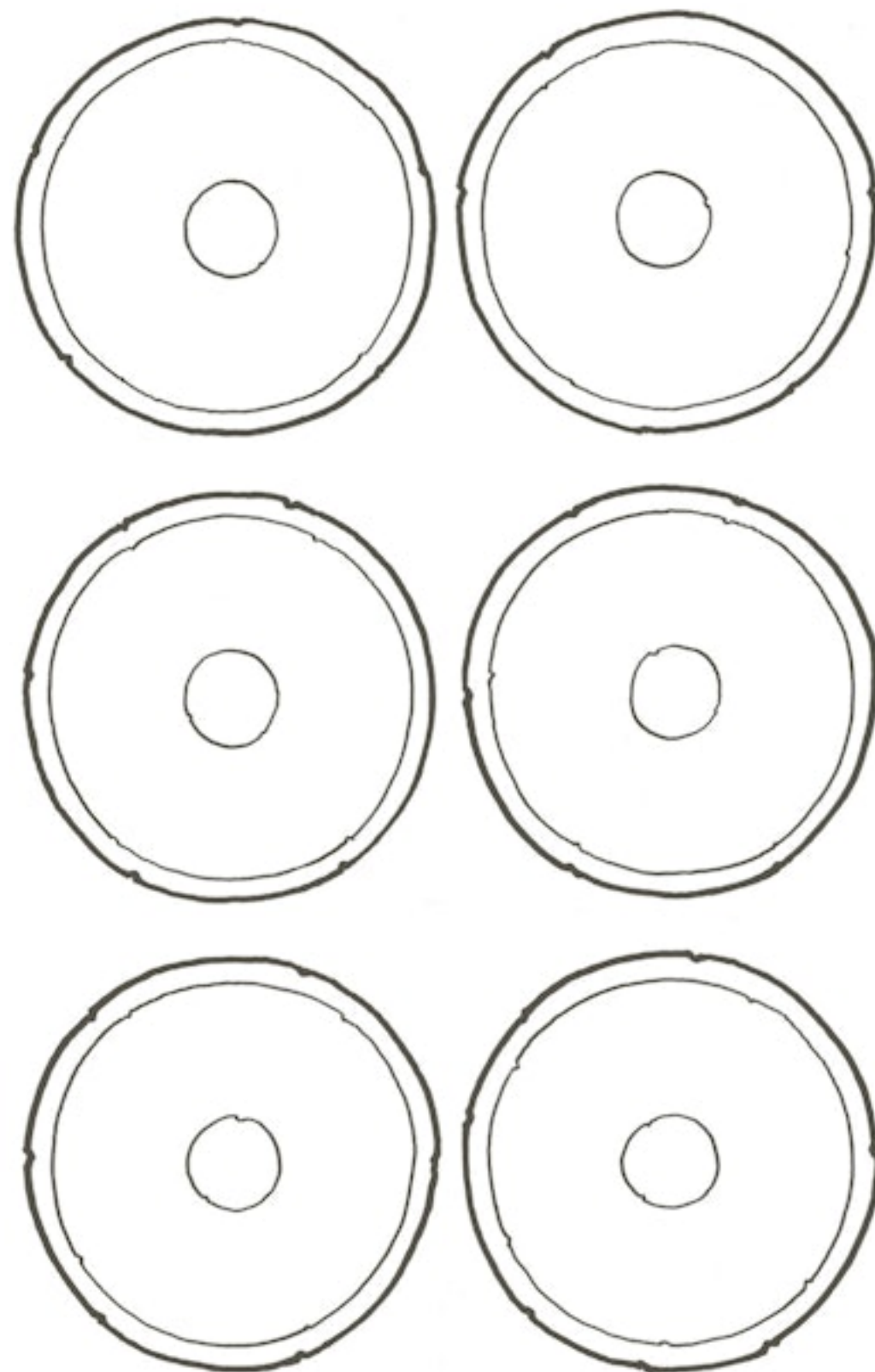
# VIKINGS

Long before the golden age of piracy in the 17th and 18th centuries, a group of seafaring Scandinavian warriors raided their way across medieval Europe. Viking pirates travelled in giant longships to pillage and plunder neighbouring settlements and towns.

Colour in this picture!



Design and colour in your own Viking shields below!





# SIR FRANCIS DRAKE

**Master Mariner** and world explorer, **Sir Francis Drake** rose from humble origins to become England's national hero and a royal favourite.

Raised on a houseboat, Drake learnt how to sail from his uncle. Proud nobles despised him, but he was favoured by Queen Elizabeth I after he helped defeat the Spanish Armada in 1588. His privateering won him great riches but, as one of the first British slave traders, Drake has a complicated legacy.

How many words  
(of three letters  
or more) can you  
make from  
**FRANCIS DRAKE?**

---

---

---

---

---

---

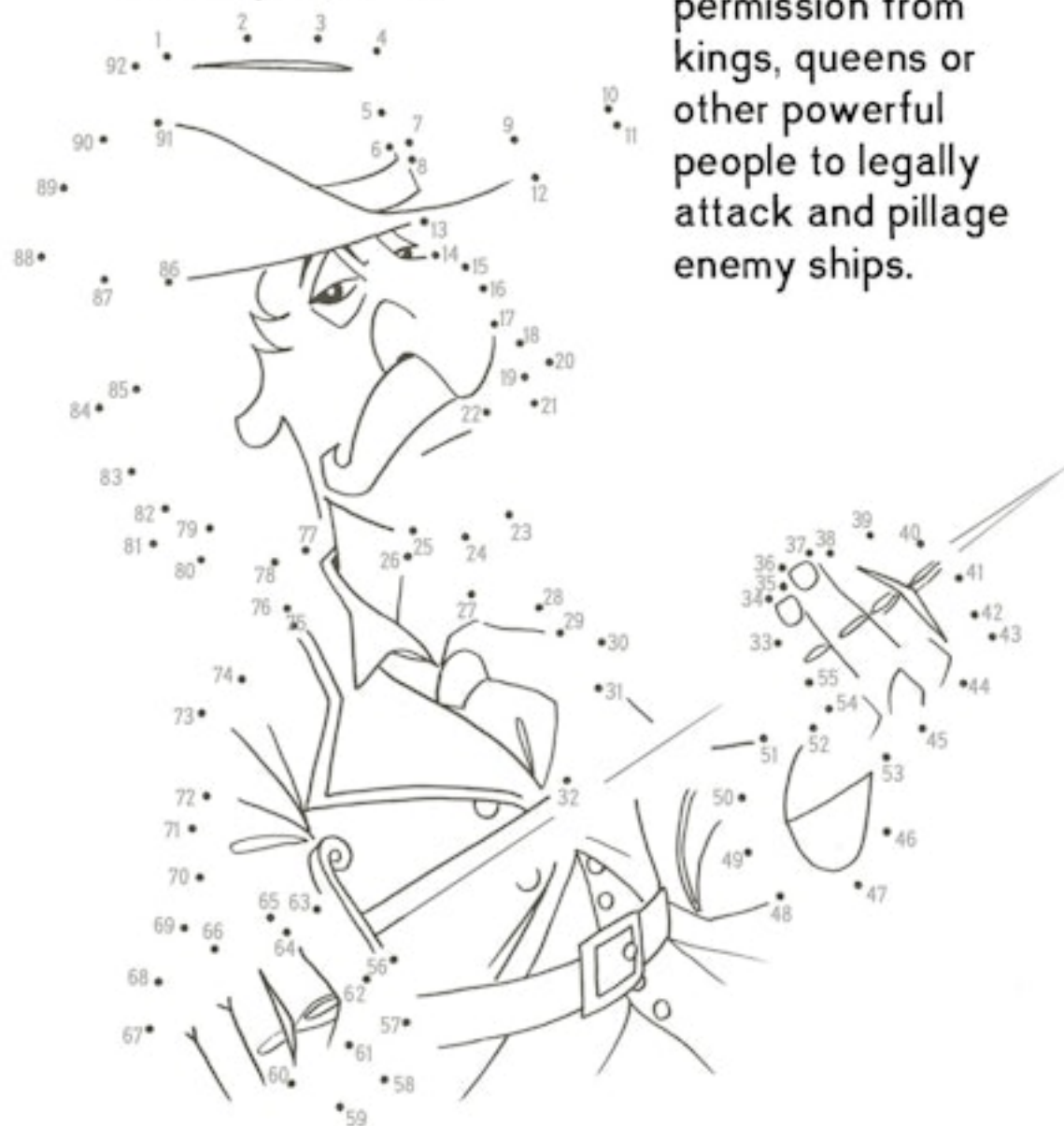
[illegible]

# PRIVATEERS

LICENSED TO RAID AND KILL!

Connect the dots on these famous privateers!

Privateers were raiders with written permission from kings, queens or other powerful people to legally attack and pillage enemy ships.



**JEAN LAFITTE**

(c. 1776–1823)

Caribbean-born

Jean Lafitte raided slave ships, sold slaves and helped smugglers. He also set up a lawless 'pirate kingdom' at Galveston, Texas.



**WILLIAM DAMPIER**

(c. 1651–1715)

Explorer, naturalist and writer, William Dampier, was the first person to circumnavigate the Earth three times. He was also the first Englishman to explore parts of the Australian coastline.




# PIRATE ATTACK

Join the dots and add colour to the silhouettes.



# LOST TREASURE




Burying treasure was uncommon. One of the only pirates known to do so was William Kidd who buried treasure on Long Island before heading to New York City. The myth of buried treasure was popularised by pirate tales like *Treasure Island*.

Help this pirate find buried treasure...



# HENRY AVERY



Colour in the picture of this famous pirate!

A lifelong sailor, Henry Avery first went to sea as a boy with the English navy. Seeking his fortune, he became a slave trader in West Africa, even enslaving the merchants who sold slaves to him.

Both popular and a born leader, Avery became a pirate after leading a mutiny against an English captain.



Colour in all the shapes with dots to find how many cutlasses are hidden.



# LAND AHOY!

Only two of the islands on  
the next page match this one.  
Can you find them?

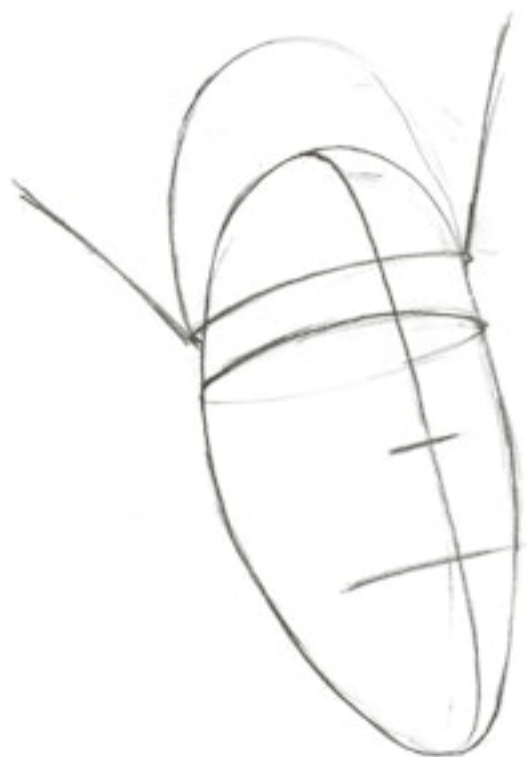




# HOW TO DRAW A PIRATE CAPTAIN

Copy this step-by-step pencil drawing

Use simple ovals to draw in the main shapes of Blackbeard's head. Add construction lines for his pirate hat.



Start drawing in his hat and his facial features.

Add Blackbeard's eyepatch, beard and moustache.

Draw in more details like the trim on his hat, his eyes, eyebrows, nostrils, ears and earrings. Finally add his teeth and draw in the hairs of his beard.

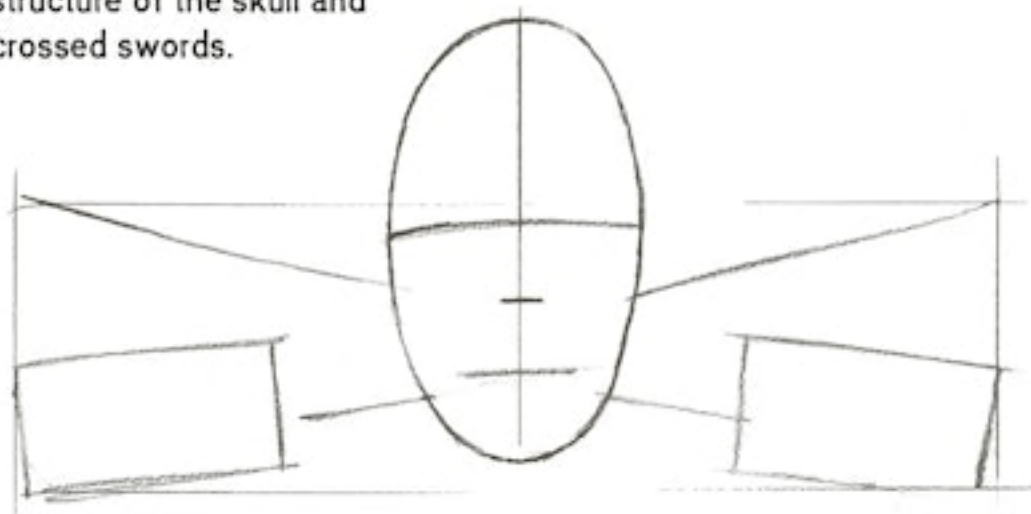


Use a soft pencil to build up tone by crosshatching.

# HOW TO DRAW A PIRATE FLAG

Copy this step-by-step pencil drawing.

Use simple shapes to draw in the basic structure of the skull and crossed swords.



Start drawing in more detail and add facial features to the skull.



Draw in the teeth, add folds to the bandana and finish off all details. Pencil in some shading.



Use a cross-hatching technique to add darker shading – it will create more depth in your drawing.






# ANNE BONNY & MARY READ

Anne Cormac emigrated to America from Ireland. There, she married James Bonny, a spy and failed pirate. But she soon fell in love with another pirate, 'Calico Jack' Rackham, and ran off with him. Together, they cruised the Caribbean, plundering ships and taking prisoners, including Mary Read, to sell as slaves.



Mary Read dressed as a boy to work as a page and a ship's cabin boy to earn money for her mother. Still in disguise, she later joined the English army, married a soldier and then helped him run an inn. After his death, Mary went back to sea, was captured by 'Calico Jack' and became a pirate.



Add your own drawings to finish off these pictures.



Add your own  
drawings to finish  
off these pictures.





# MAKE A TREASURE MAP

Pirates' treasure maps were more common in fiction than in reality. A 'treasure map' directs the searcher to the whereabouts of hidden treasure.

## YOU WILL NEED:

1/2 cup cold tea or coffee  
A sheet of white paper  
Colouring pens or pencils



**DRAW YOUR OWN MAP BY ADDING...**  
Skulla Mountains  
Forest of Doom  
Skeleton Beach  
etc...

## MAKE A REALISTIC MAP

Tear the edges of your paper to make it look worn  
(don't use scissors!)

Crumple it into a ball

Flatten it out again onto a baking tray

Pour the tea or coffee over the paper

Leave it for 5 minutes then drain off  
(this will make it look 'old')

Heat your oven to a hot temperature  
and switch off.

Put the paper in the still-hot oven for a  
few minutes until the edges start lifting

Now start drawing your map!

Mixing lemon juice  
and water makes  
invisible ink to mark  
'X' for treasure on  
your map. The 'X'  
will become visible  
if you heat it with a  
hairdrier.



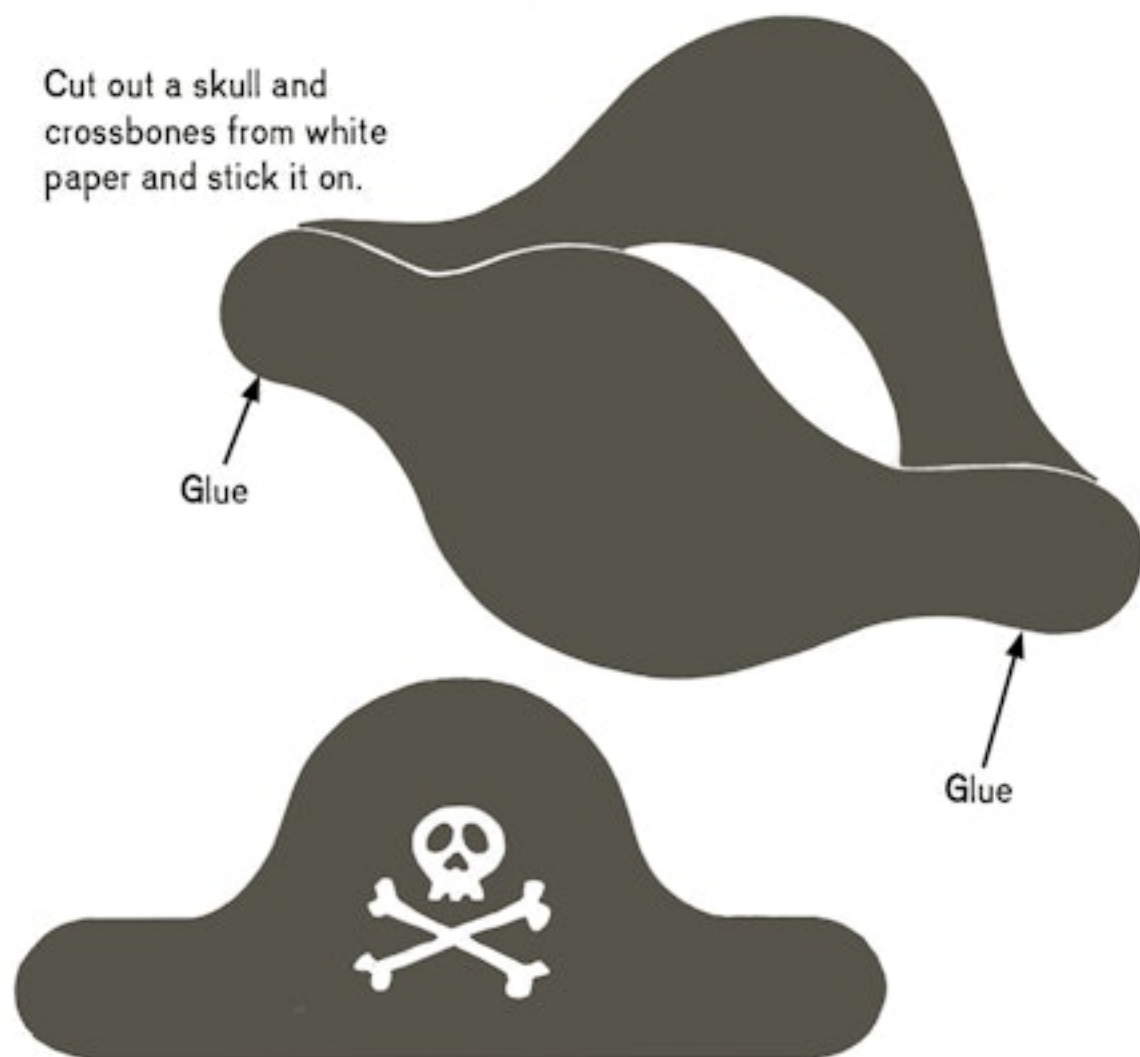
# THREE EASY WAYS TO MAKE PIRATE HATS

Cut these hat shapes from thin black card. Cut out a skull and crossbones from white paper and stick on.

## HAT ONE

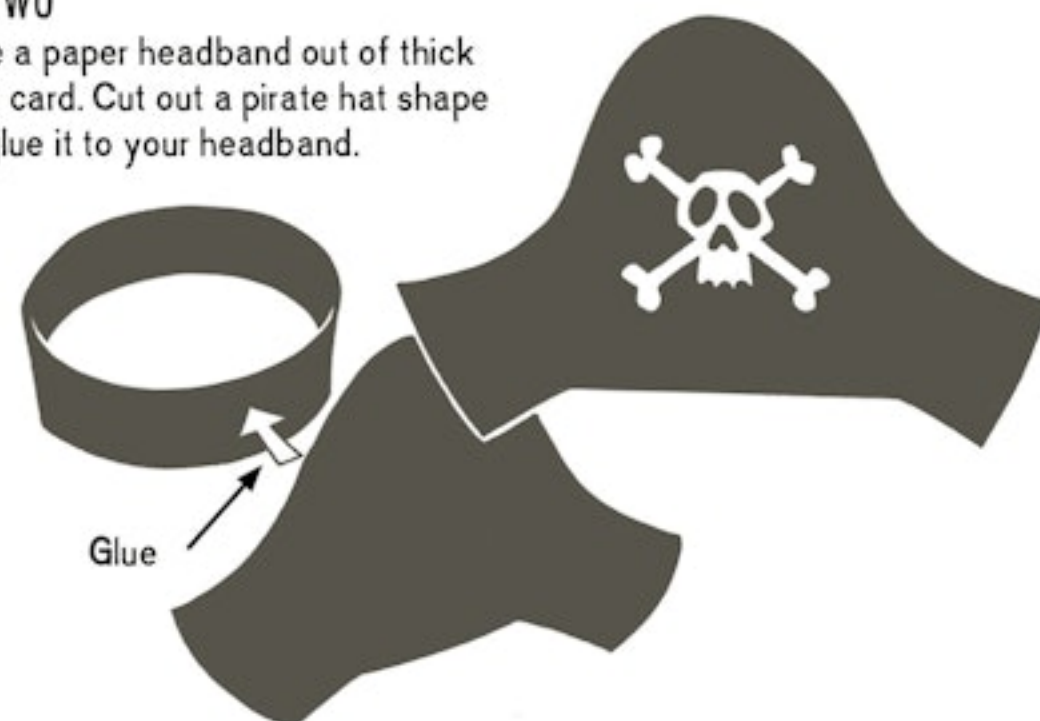
Cut two identical curved hat shapes out of black card. Glue the corners together as shown.

Cut out a skull and crossbones from white paper and stick it on.




## HAT TWO

Make a paper headband out of thick black card. Cut out a pirate hat shape and glue it to your headband.



Tie with string



## HAT THREE

Cut out a pirate hat shape with two long stripes at either side. Puncture a hole at each end of the paper strip and use string to tie it to your head!






# BARTHOLOMEW ROBERTS

Famous for wanting a 'short life and a merry one', Roberts was one of the most successful pirates ever. In just two years, Black Bart captured 400 ships, winning 'pleasure, liberty and power' as a result. In spite of his brilliant (and cruel) career, Roberts had not initially set out to be a pirate.

Roberts was originally third mate on a slave trading ship, but he was elected captain when its crew mutinied.



Finish off this pirate picture!



## CAPTAIN ROBERTS' RULES

1. Fair shares of food and drink for all – and an equal vote on important decisions.
2. Equal shares of plunder for all crew.
3. Cheats to be marooned and onboard robbers to have their noses and ears slit.
4. No gambling, dice or cards.
5. Early to bed – no candles below deck.

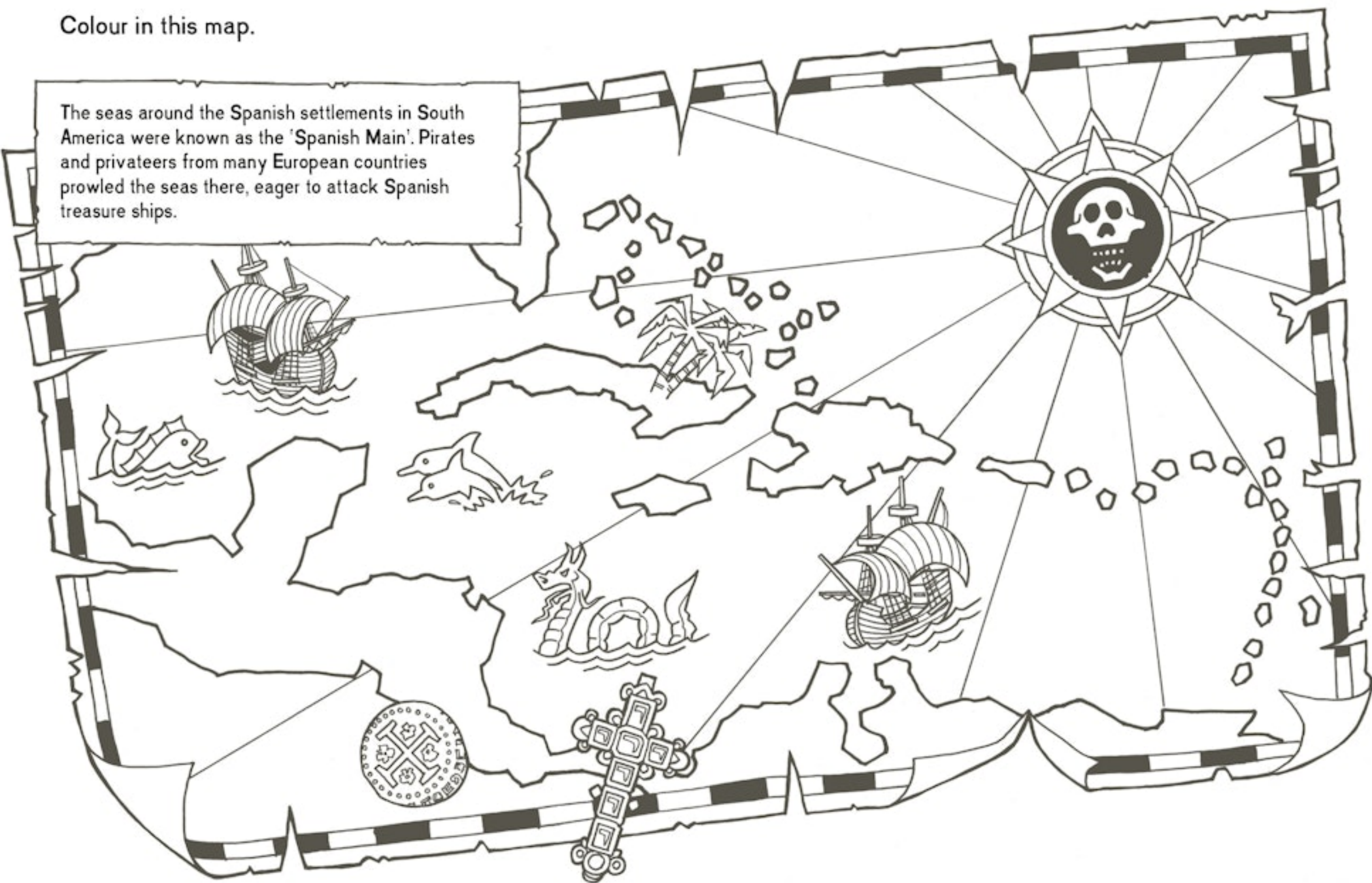




# THE SPANISH MAIN

Colour in this map.

The seas around the Spanish settlements in South America were known as the 'Spanish Main'. Pirates and privateers from many European countries prowled the seas there, eager to attack Spanish treasure ships.





# A SHIP'S CREW

Well-run pirate ships were the most successful ones. Success was achieved by delegating the many different duties required aboard the ship.

Match the job description to the item used:

## QUARTERMASTER

As the ship's second-in-command he loves using a cat o' nine tails.

## SURGEON

He's quick with a saw, so don't injure a limb or he'll have it off in no time.

## CARPENTER

He mends the ship's timbers but his skill with a saw means he can do the surgeon's work, too!

## NAVIGATOR


Using a measuring instrument such as a backstaff, he plots a safe course for the ship to follow.

## COOPER

He makes and repairs the ship's wooden barrels, which hold supplies of food and drink.

## ORDINARY SEAMAN

He keeps the ship in good order: swabbing decks, manning the bilge pumps, working the sails and checking the rigging.





# LONG JOHN SILVER

Spot eight differences!

Long John Silver is the famous villain in Robert Louis Stevenson's book, *Treasure Island*.





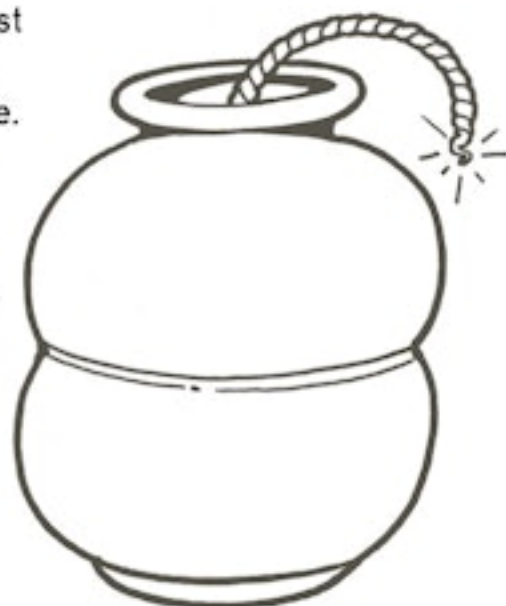
# WEAPONS

Very few ships put up a fight against pirates. The best way to survive an attack was to avoid a pitched battle. By barricading themselves into the strongest part of the ship, crew members stood the best chance of survival by fighting with homemade bombs!

Fill in the missing letters

## PIRATE FACT:

Pirates often used grenades during attacks. Simply light the fuse, throw it, take cover and wait for it to explode, flinging lead shot in every direction.



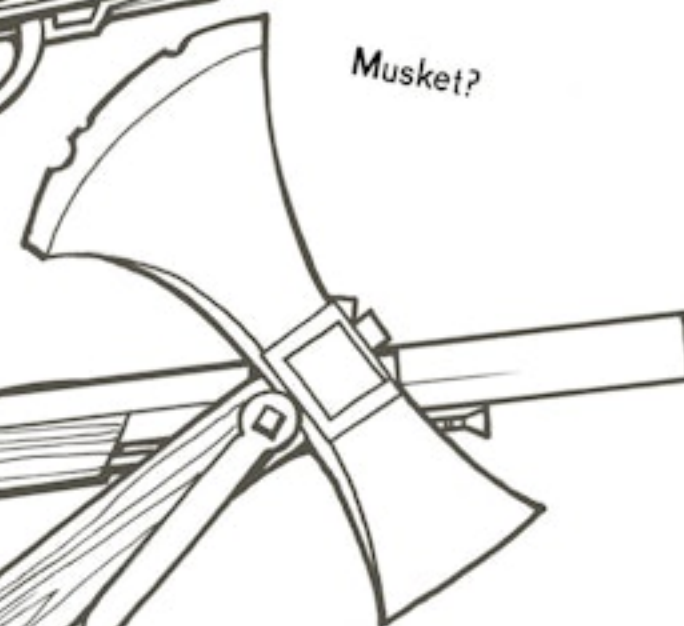
B \_ M \_

F \_ I \_ T \_ O \_ K \_ I \_ T \_ L

Boarding axe?



Musket?



Cutlass?

Bomb?

B \_ A \_ D \_ N \_ A \_ E

M \_ S \_ E \_

Flintlock pistol?

C \_ T \_ A \_ S

# THE BARBAROSSA BROTHERS

Copy each square of this grid onto the opposite page to recreate the picture below.



The Barbary pirates were the most famous and successful of all the pirates who roamed the Barbary Coast of North Africa. They won wars against Christian Spain, conquered kingdoms for Turkey and helped thousands of refugees escape to safety.





# PIRATE ATTACK!

The next few minutes will be dangerous, as you board your stolen vessel and come face-to-face with your enemies. Some may change sides, hoping for a share of the riches. Those who resist will meet a bloody end. Pirates are not known for their mercy.

## FIRE THE CANNON!

Sloops like *The Dolphin* carry small cannons that are used just to frighten the enemy – the last thing you want to do is sink the prize before you have plundered it! It takes three men to operate a cannon, loading and firing one iron cannonball every ten minutes.

## GUNS AT SEA

Always remember to keep your gunpowder dry! Wet gunpowder will not explode. In an attack, you will use your flintlock musket when shooting from a distance, and your flintlock pistol for close combat. Both weapons shoot heavy balls of lead, but pistols could be used to club enemies.



Colour in this battleship scene!





# BATTLESHIPS

## YOU WILL EACH NEED:

2 grids (see page 81)

A black pen

A red pen

## BATTLESHIP RULES (2 PLAYERS)

1. Both players have two grids. Each player must secretly place (either horizontally or vertically) a **Square rigger**, a **Brigantine**, a **Schooner** and two **Sloops** on one grid. Use the key below to see how many squares each type of ship should fill.

2. Players take turns to call out a 'co-ordinate' (a letter and a number) to guess where their opponent's ships are placed. Your opponent checks their grid, and shouts 'hit' if you have guessed correctly and 'miss' if not.

3. Keep a record of all your guessed co-ordinates on your spare grid. Use black for a 'miss' and red for a 'hit'.

4. The first player to sink all his enemy's ships is the winner.



1 Square rigger  
(5 squares)



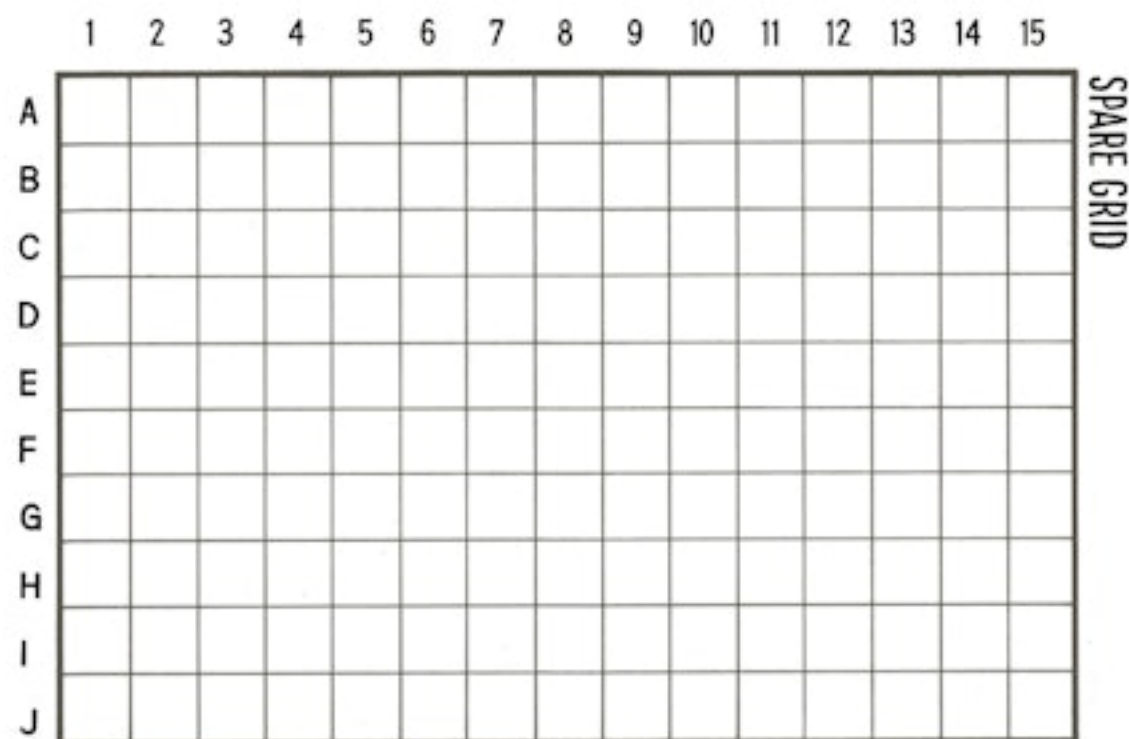

1 Brigantine  
(4 squares)



1 Schooner  
(3 squares)




2 Sloops  
(3 squares each)





# THE DRAGON LADY

When Shi Xianggu's husband, Zheng Yi, died in a tropical storm, she took over his pirate empire and his name, becoming Zheng Yi Sao. Her fleet of ships terrorised the South China Seas, robbing, destroying and demanding taxes. In 1810, the Chinese government pardoned Zheng Yi Sao for her crimes, and she gave up piracy forever.



Chinese pirates sailed in converted junks (cargo vessels) that were ideal for fighting. They were fast, seaworthy, armed with cannons and large holds to store gunpowder.



# LEARNING THE ROPES

EVERYONE HAD TO KNOW THEIR KNOTS.

Pirates had to know how each rope on the mast and sails was tied. A loose knot could end in disaster!

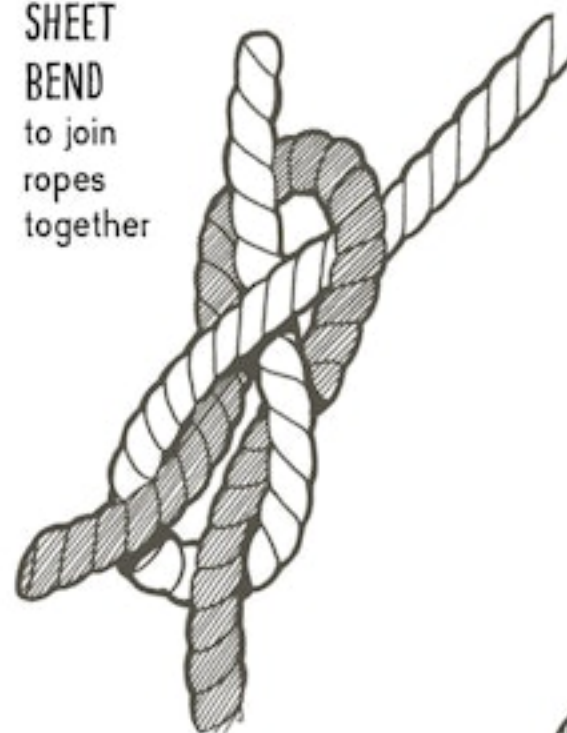


Knot the lines, lads, knot 'em with might,  
We'll tie 'em so well, they'll last  
through the night.  
With a yo-ho-ho, and a bottle in sight,  
We'll knot the ropes tight and  
keep our ship tight!

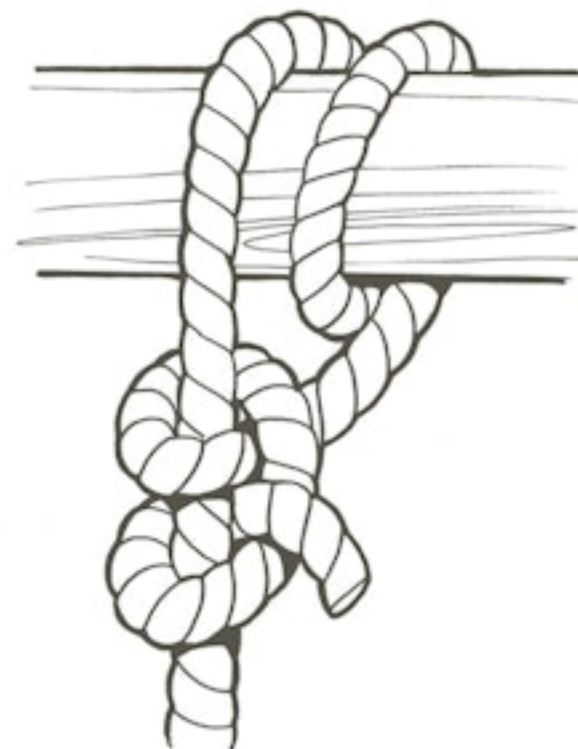
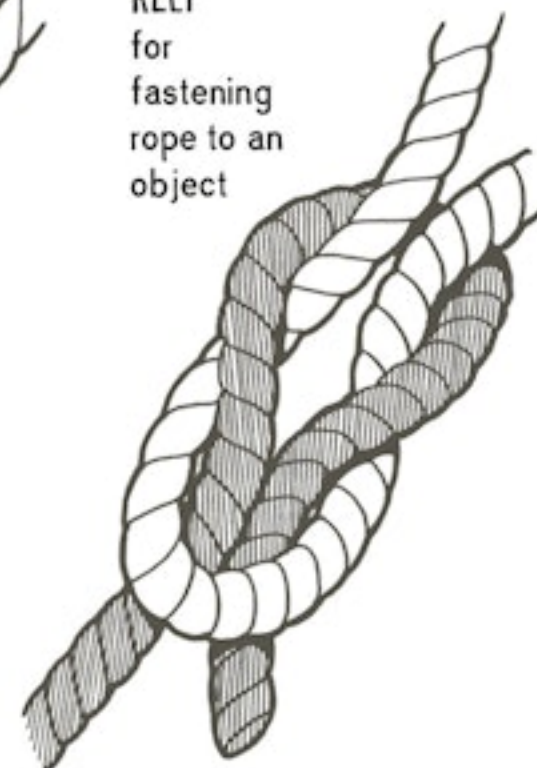


**SHEEPSHANK**  
used to shorten ropes

**SHEET  
BEND**  
to join  
ropes  
together



**REEF**  
for  
fastening  
rope to an  
object



**ROUND TURN AND  
TWO HALF HITCHES**  
to secure rope to an  
object



**BOWLINE**  
to make a loop





# COLOUR THIS PICTURE

Find out who Long John Silver's companion is...

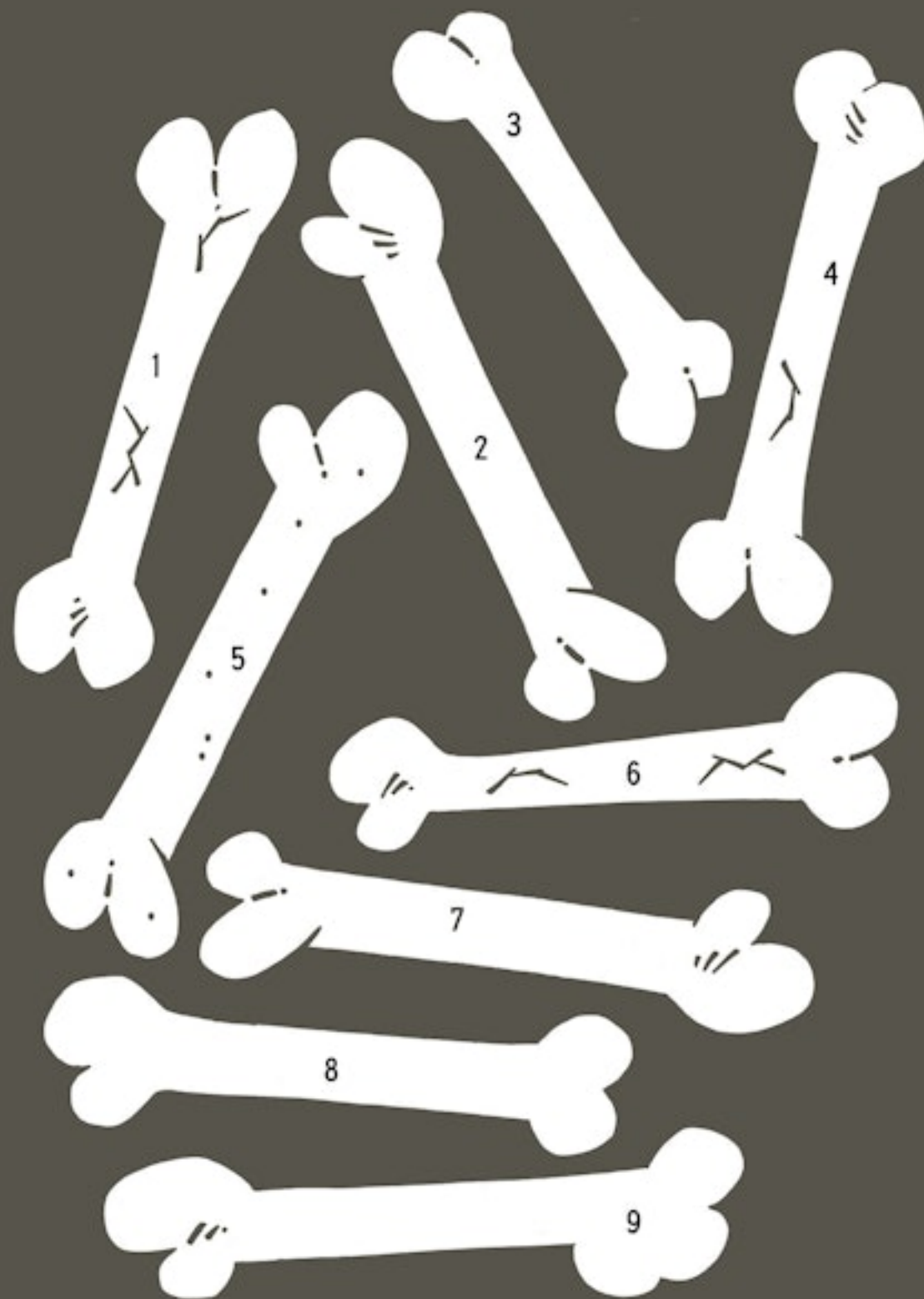
Key:

- 1 Black
- 2 Red
- 3 Yellow
- 4 Green
- 5 Dark Blue
- 6 Grey
- 7 Orange
- 8 Light blue



# MATCH THE BONES

Find two bones that match to complete the pirate flag.






# FIRING THE CANNON

Cannons are 3.35m long and can weigh a deck-smashing 2,040kg. A 13cm iron cannonball, weighing 7.7kg, can be shot about 366m away.

Colour the pictures



1 Insert charge

Insert a charge of gunpowder packed in a canvas cylinder.




2 Ram it in

Push the charge down to the breech (bottom) of the cannon.



6 Arm the gun

Pour some gunpowder into the touch hole.



7 Take Aim

Move the cannon so it points at the enemy ship.




3 Wad the shot

Pack wadding into the barrel.



4 Load the shot

Roll the cannonball (the shot) down the barrel.



5 Wad the shot

Pack more wadding into the barrel.

8 FIRE




Hold a burning torch at the touch hole and stand back!

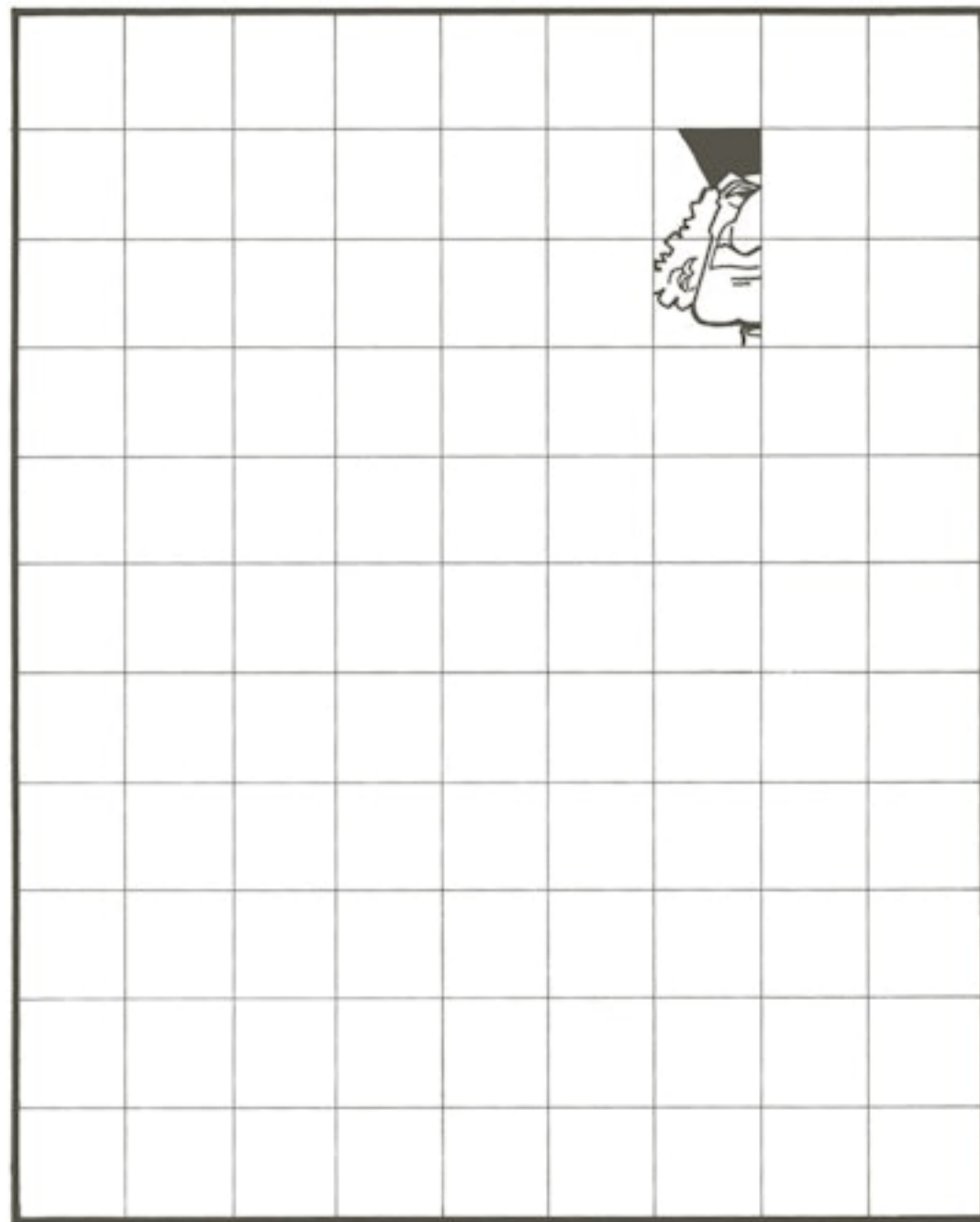
**B  
O  
O  
M**

# SIR HENRY MORGAN

Copy this picture using each square of the grid.



Henry Morgan, a privateer, was sent on secret missions by the English to attack and raid Spanish settlements.





# EDWARD LOW

Draw in the missing details on the opposite page.



Edward Low was a notorious English pirate in the eighteenth century. Born in London, he started thieving at an early age.



# FLINTLOCK PISTOL

Find the two silhouettes that match the pistol.





# WORDSEARCH

Find the names of these famous pirates in the wordsearch



Mary Read  
Anne Bonny



Blackbeard



Bartholomew Roberts



Henry Avery



Captain Kidd



Zheng Yi Sao




Henry Morgan

A	B	V	M	A	U	U	S	Y	R	V	A
U	B	L	A	C	K	B	E	A	R	D	R
D	C	W	R	T	S	A	Q	Q	P	P	T
T	X	H	Y	B	S	R	H	E	O	O	H
D	Y	E	R	A	E	T	E	F	C	N	O
A	N	N	E	B	O	N	N	Y	A	R	L
B	F	R	A	G	Z	U	R	Q	P	N	O
A	B	Y	D	A	H	O	Y	P	T	W	Y
R	L	A	N	N	E	O	M	H	A	L	P
T	A	V	N	B	N	M	O	Z	I	M	K
H	C	E	V	H	G	Z	R	F	N	R	L
O	K	R	C	F	Y	H	G	G	K	O	J
L	W	Y	I	E	I	E	A	M	I	B	O
O	C	D	D	J	S	G	N	H	D	I	L
M	X	K	E	G	A	F	F	L	D	N	X
E	B	Y	I	H	O	I	J	A	G	K	X
W	R	O	B	E	R	T	S	I	J	H	Y

# SPOT THE DIFFERENCE

How many differences can you find? \*



\* Be warned,  
there are 20!



Q: Why does it take a pirate so long  
to learn the alphabet?

A: Because they spend  
years at C!



# THE ULTIMATE PIRATE QUIZ

Ahoy there! Get ready to test your pirate knowledge in this swashbuckling quiz. Don't forget to fill out your score and colour in your certificate on page 112!

1. What set of rules did a pirate have to sign before becoming part of the crew?
2. A captain could be replaced if the crew revolted against them. What was this called?
3. A quartermaster wields a whip with nine knotted lashes. What was this called?
4. Name two small, agile ships that were popular with pirates.
5. What flag was used to warn enemy ships into surrender?
6. An hourglass was a very popular emblem on pirate flags, but what did it symbolise?
7. How many cannons were on Blackbeard's mighty ship?
8. What did a dragon tattoo symbolise to pirates?
9. Sir Francis Drake was the favourite to which famous English queen?
10. Who was the first person to circumnavigate the Earth three times?

11. Who wrote the famous pirate story, *Treasure Island*?
12. Anne Bonny fell in love and ran away with which famous pirate?
13. Shi Xianggu took over her husband's pirate empire and renamed herself Zheng Yi Sao, but what was her famous nickname?
14. What were the seas around the Spanish settlements in South America known as?
15. How much can a cannon weigh?
16. In the early nineteenth century, what percentage of pirates sported a tattoo?
17. What is a buccaneer?
18. Unscramble the following famous pirate name:  
**RMYA DAER**
19. What did pirates call a silver peso?
20. The poop deck is the highest deck at the bow of a ship. True or false?

# GLOSSARY

**Backstaff** A tool for working out the position of a ship.

**Bilges** The lowest compartment of a ship.

**Booty** Stolen goods.

**Bow** The front of a ship.

**Cat o' nine tails** A whip used for flogging.

**Cutlass** A pirate's sword.

**Doubloon** Spanish gold coin.

**Galleon** A large merchant ship.

**Gibbet** A structure to display the bodies of dead criminals.

**Hold** The area under the deck used for stores and sleeping.

**Knot** A unit of measurement for a ship's speed.

**Lip-plug** An ornament worn in a hole cut through the lower lip.

**Marooned** To be abandoned.

**Mutiny** When the crew overrule the Captain and take control of their ship.

**New World** North and South America in relation to Europe.

**Oakum** Shredded rope used for sealing any gaps that might have opened in the ship's hull.

**Piece of eight** The nickname for a Spanish eight reales silver coin.

**Pitch** A black, resin-like liquid.

**Privateer** A type of pirate ship whose crew works for a government.

**Prize ship** A ship taken as wages or a reward.

**Sailcloth** Tough canvas for sails. Also used for making hard-wearing clothes.

**Shot** Small lead pellets used in shotguns.

**Sloop** A small, fast sailing ship.

**Stern** The back of a ship.

**Tar** Boiled-down pitch. Also a slang name for a sailor.

**Tattoo** A picture drawn into the skin, which is then permanent.

**Tavern** A place where customers can gather to purchase alcohol and food and socialise.

# ANSWERS


Page 11:

A	E	W	D	I	A	M	O	N	D	S	J	G	U
T	H	G	I	E	F	O	S	E	C	E	I	P	H
B	Y	T	R	P	A	O	M	U	B	G	C	D	X
R	E	S	U	G	A	R	L	J	F	R	D	I	U
T	G	H	F	D	X	S	W	M	O	U	G	A	S
Y	K	U	H	U	Y	D	N	E	B	M	V	N	I
B	R	O	N	G	K	L	P	D	X	D	T	Q	L
K	S	E	Y	P	U	O	I	I	O	S	O	P	V
H	M	P	L	A	O	G	V	C	H	R	B	S	E
R	V	C	I	L	F	W	G	I	H	Z	A	L	R
Q	L	K	J	C	E	T	D	N	Q	Y	C	T	L
F	I	H	J	K	E	W	E	E	S	W	C	A	C
C	A	N	N	O	N	S	E	K	R	O	O	L	P
S	I	L	O	N	B	V	R	J	Y	G	F	W	E


Pages 18-19: Fuse number 4



Pages 20-21:



Pages: 24-25




Pages 36-37: Ship 4

Pages 42-43:

RANSACKED	SACRED	CARDS	EARN
AIRFARES	FREAKS	FIRE	RISE
RADIANCE	FIENDS	FARES	AREA
REFRAINS	RACERS	FIND	NEAR
CRANKIER	RAINED	FINE	CASE
INFRARED	RADARS	KIND	RICE
SNARKIER	RINSED	CRANE	AID
DRINKERS	RIDERS	DRINK	SIDE
CARRIED	ARCADE	FIRE	END
FRIENDS	CREAKS	FRIED	CARE
RAIDERS	CARIES	EARN	FIRE
FANCIES	CINDER	NEAR	FAIR
ARSENIC	SAFARI	CAKE	READ
CRANKED	SICKEN	SNACK	SEND
CINDERS	DARKEN	ACID	DISK
SARDINE	DANCER	NAKED	SAFE
SNICKER	DINER	DRIES	RARE
SCARIER	KNEADS	RIDE	RAID
SCARRED	SINCE	ASK	SKIN
SIDECAR	ASKED	CRIED	RACE
DARKENS	RAISE	CREAK	SANK
DANCERS	AREAS	CANE	FAKE
KNIFE	ACRES	SKIED	SAD
DISCERN	FEARS	KNIFE	ACE
ERRANDS	FACES	CASE	
RAISED	RAIN	CARS	
AFRAID	ASIDE	DARE	
RANKED	IDEAS	DICE	
RISKED	DRAIN	SAID	

Pages 48-49:



Page 50: Six cutlasses

Pages 52-53: Islands 4 and 5

Pages 70-71

Navigator



Surgeon



Quartermaster

Carpenter




Ordinary seaman



Cooper



Pages 72-73:



Pages 74-75:

BOMB

MUSKET

FLINTLOCK PISTOL

BOARDING AXE


CUTLASS

Pages 86-87 Parrot

Pages 88-89: Bones 2 and 7

Pages 96-97: Pistols 4 and 7





The Ultimate Pirare Quiz answers:

- |  |   |
|--|---|
| 1 = The Ship's Articles  | 11 = Robert Louis Stevenson   |
| 2 = A mutiny   | 12 = 'Calico Jack' Rackham  |
| 3 = A cat o' nine tails  | 13 = The Dragon Lady  |
| 4 = The sloop and the schooner   | 14 = The Spanish main   |
| 5 = The jolly roger  | 15 = 2,040kg  |
| 6 = An hourglass symbolised death. It was often winged, showing how quickly time was running out for the pirates' victims. | 16 = Over 90 per cent   |
| 7 = 40 cannons   | 17 = Buccaneers were a type of pirate, usually runaway slaves, starving settlers, criminals, and outlaws. |
| 8 = A dragon tattoo symbolised that its bearer had sailed to Asia  | 18 = Mary Read  |
| 9 = Queen Elizabeth I  | 19 = Pieces of eight  |
| 10 = William Dampier   | 20 = False – the poop deck is the highest deck at the stern of a ship.                                    |



# CERTIFICATE OF BOREDOM BUSTING

THIS CERTIFICATE IS PRESENTED TO

CAPTAIN .....

UPON THE COMPLETION OF ALL ACTIVITIES IN THIS BOOK.

CONGRATULATIONS!

