

MONSTER MAKERS: Sticking

Full of activity to keep all little monsters busy

Carolyn Scrase

Learning
with
ART!

COVER NOT
FINAL

The
**MONSTER
SQUAD**

Sticking



You will need coloured paper, tissue paper, PVA glue and child safety scissors to finish the pictures in this book.

Fun on the farm

Whippy and Zork like to visit the farm.

Tear white paper into small pieces to stick on the sheep to make it white.

Let the glue dry before you turn each page.

Tear brown paper into small pieces. Stick them on to the cow's body.

How many cows can you see?



Pretty caterpillar

Tear circles out of different coloured papers. Stick them on to finish the caterpillar's body.



How many ladybirds
can you see?

Turtle's shell

Rocky and Yeti are diving under the sea.



We're trying to make the turtle's shell pretty. Can you help?

Cut out little squares of coloured paper. Stick each one onto the turtle's shell.



How many red fish can you see?

Safari fun

Rocky and Zork have work to do – the lion needs a mane. Can you help?

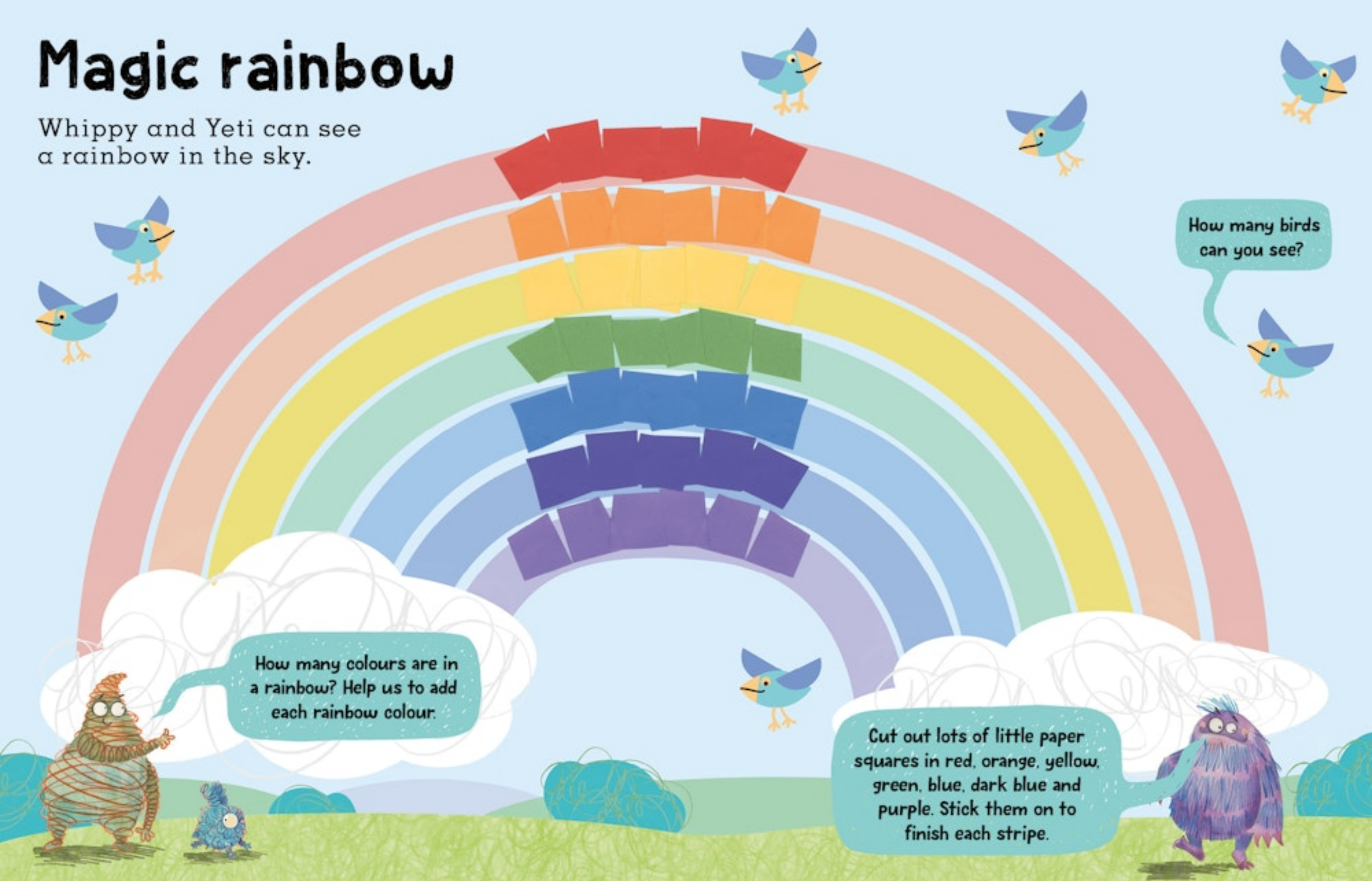
Tear strips of yellow, orange, brown and red paper. Stick them around the lion's face.

I'm thirsty! Can you fill the lake with water for me? Tear an oval shape from blue paper and stick it in place.



Magic rainbow

Whippy and Yeti can see a rainbow in the sky.



Monster Street

Help Zork and Curly make a picture of the street where all of the Monster Squad live.



Cut out green triangles and stick on to make lots of lovely trees.



Cut lots of different coloured papers into squares, rectangles and triangles.

Stick the shapes in place to make doors, windows and roofs for all the Monster Squad houses.

The best nest

The hen is sitting on her nest, but she'd like more straw for it.

Can you help? Cut thin strips of yellow, orange and brown paper to make my nest bigger. Please stick them on.

**cheep
cheep!**

How many chicks can you see?

...and how many eggs?

Rocket adventure


Yeti and Whippy are flying in space.

Oh... I forgot to paint my rocket!
Can you cut a triangle and a
square out of coloured paper?
Stick them on to finish my rocket.

How many
stars can
you see?

Help! I need you to do the
same for my rocket. But I
need two extra triangles at
the bottom!

Whippy' rocket has no
flames. Tear strips of
orange, red and yellow
paper to glue under it.



Ahoy there!

Yeti, Whippy and Rocky are sailing their boats on the sea.

Cut three big triangles out of coloured paper. Stick on to finish the Monster Squad's sails.

Tear pieces of blue and green tissue paper to finish the waves. Stick them on. Try adding green on top of the blue.

Cut three small triangles out of coloured paper to make their flags. Stick them on.

Toy robots

Zork and Yeti made a picture of their toy robots, Clunk and Clink.

Make your own robot pictures here!



We used coloured paper to make squares, rectangles, circles and triangles for our robot picture.



Cut shapes out of paper for your robot. Place the shapes on the page and stick down.



Forest fun

The Monster Squad are playing in the forest. Help them fill the tree with leaves.



twit
twoo!

Tear lots of little leaves from yellow and green tissue paper. Stick them on to the tree branches.



Pretty colours

Rocky and Curly want to fill the pages with colour. Help them to tear, cut and stick more tissue to finish it.



Use lots of different colours of tissue paper. Spread glue all over this page and then start sticking!



Make new colours - stick colours on top of each other.



Camping!

The Monster Squad are camping. Can you help finish their tents?

I'd like a purple tent.
Tear pieces of purple paper to stick over my tent.

We'd like pieces of blue paper stuck over our tent.


Can you please make my tent yellow?

Can you choose a colour for my tent and stick pieces of paper on to it?

Can you make these trees green?

Pretty garden

Can you finish making these five pretty flowers?



Curly's penguins

Curly is making a lovely penguin picture!

Brrr... it's cold!
Help Curly finish
off our coats!

Now you can tear
tiny pieces of white
paper to stick on to
make it snow.

Tear pieces of black paper to make
the penguins' black coats. Stick on.

How many
penguins can
you see?

Your favourite!

I appear 15 times
in this book!

Make your favourite picture from
this book here. Cut and tear
coloured paper shapes to stick
down.

PVA